



MR HEATER®

PROPANE ACCESSORIES INSTALLATION GUIDE

HOSES



FITTINGS



REGULATORS



ACCESSORIES



HELPING YOU MAKE THE
RIGHT CONNECTION.



HOSE ASSEMBLIES

Thank you for choosing Mr. Heater quality hoses and fittings. The following information will help you through various connections for your high and low pressure appliances, using both disposable and refillable propane cylinders. Note: all Mr. Heater hoses and fittings are compatible with Century Primus, Coleman Co., Inc. and other common camping appliances.

How to Use This Information Guide

The sole purpose of this booklet is to assist you in making "the right connection" for those many outdoor camping and sporting applications.

The adapter fittings and hoses illustrated are the most common and should serve as a basic guide for their safe use. Consult your specific appliance, hose and fitting instructions for information concerning your individual gas burning appliances and propane hoses and fittings.

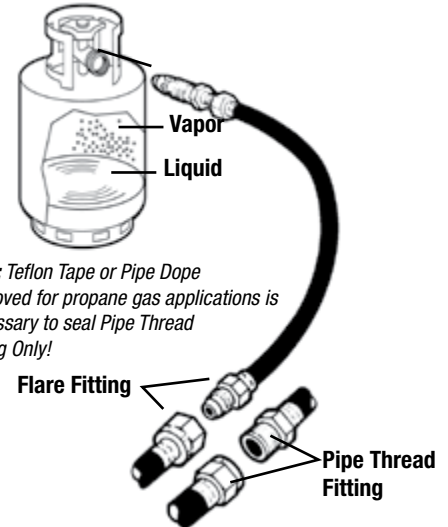
Proper Care of Fittings and Hoses

Fittings: Keep free of dirt.

Hoses: Keep foreign materials (dirt, leaves, etc.) out of hose opening. Keep away from open flames to avoid melting.


Propane and Its Safe Use

Propane gas is a heavy colorless gas with a distinct odor, and it is highly flammable. However, it is safe IF USED PROPERLY. Following the instructions in this booklet will assist you in the use of your propane fueled products.



	Glossary
CSA (AGA)	Canadian Standards Association (Formerly: American Gas Association)
Backfire	Also called Flashback. The flash back of the flame through the venturi, causing burning at the orifice.
Burner	Device forming an integral unit for the introduction of propane with air or oxygen into the combustion zone for ignition.
Cylinder	With respect to propane storage, refers to a container designed and fabricated in accordance with the specifications of the U.S. Department of Transportation for the storage of propane.
L.H. Thread	A threaded connection where the male thread is turned in a counter-clockwise direction into a female thread (L.H.).
N.P.T.	American Standard Pipe Threads.
Orifice	The opening in a cap or other device whereby the flow of propane gas is limited and through which the gas is discharged to the burner.
P.O.L.	A commonly employed thread (L.H.) connection used for propane cylinders and meeting the specifications of the American Standards Institute.
Propane	A hydrocarbon product (HD ₂); A special grade of liquefied petroleum gas composed of a minimum 90% liquid volume of propane (C ₃ H ₈) and a maximum of 5% liquid volume of Propylene (C ₃ H ₆) - Ref. ANSI Z21.57, ANSI Z83.6, Z83.7.
QCC-1 Fitting (Acme Nut)	The QCC-1 connector is a nut-and-nipple assembly, and is easily identifiable by the large, external right-hand threads on the cylinder valve. The QCC-1 connector's patented nut is easy to connect and tighten without tools.
R.H. Thread	A threaded connection where the male thread is turned in a clockwise direction into a female thread (R.H.).
Rate	BTU input burned by an appliance during one hour of full operation.
Regulator	A device for controlling or maintaining a uniform gas pressure.
Safety Shutoff Valve	A device that will shut off gas supply to the controlled burner in the event of flame failure.
Soft Nose	With fittings, refers to a P.O.L. with a rubber "O" Ring which acts as a secondary seal for connection to a propane cylinder valve.
Tank Union	A P.O.L. assembly with a R.H. female device - i.e. the valve on an appliance.
Thermocouple	The pair of dissimilar metallic elements so joined as to produce a current when the junctions are at different temperatures. Used for sensing the flame in a safety shutoff assembly.

WARNING: DO NOT light appliance until hose and fitting hook-up to appliance and propane tank are completed, **AND** all connections have been tightened. **ALWAYS** check connections with a soap solution before lighting! (The liquid will bubble if there is a leak). **DO NOT USE MATCHES, LIGHTERS OR ANYTHING WITH A FLAME TO CHECK FOR LEAKS!** Propane gas has a distinct odor. **KEEP ALL APPLIANCES, HOSES AND PROPANE TANKS AWAY FROM OPEN FLAMES.**



Approved propane cylinders must be located outdoors. National Fire Protection Association (NFPA 58-1986) requires that safety device discharge (pop off valve on tank) be located outdoors.

If you have any questions or you would like your own copy of this installation guide, call our **Toll Free Hook-Up Hotline:**





1-800-251-0001

Operators are available from 8:00 A.M. to 5:00 P.M. EST, Monday through Friday. We'll be happy to help you make the right connection!

HOSE ASSEMBLIES





TABLE OF CONTENTS

BY PRODUCT:

	1. Hose Assemblies	4-12
	2. Brass Fittings	13-16
	3. Propane Regulators.....	17-20
	4. Propane Brass Accessories	21-33
	5. Part Number Index.....	34
	6. Other Quality Products from Mr. Heater.....	35

BY APPLICATION:

NUMBER = PAGE LETTER = ITEM
EXAMPLE: 4A

Application	 Hose Assemblies	 Brass Fittings	 Propane Regulators	 Accessories
1. Barbecue Gas Grill Hook-Ups	4B, 5E, 5F, 6A, 6B, 8A, 8B, 8C, 8D, 11A, 12A	14B, 15C	18A, 19A, 19B, 20B	24A, 25A, 27A, 27D, 28A, 28B, 28D, 29A, 30A, 31A, 33B
2. Portable Heater Hook-Ups	4A, 6A, 6B, 6C, 6D, 7A, 7B, 7C, 9A, 9B, 9C, 9D, 9E, 10C, 10D, 11C, 12B	14B, 15C	18B, 18C, 19A, 19B, 20B, 20C	21C, 22B, 22D, 23A, 26A, 26B, 26C, 26D, 27A, 27C, 27D, 28A, 28B, 28C, 28D, 29A, 30A, 30B, 32A, 33B
3. Sporting: Camping, Hunting, Fishing Hook-Ups	6A, 6B, 7B, 7C, 7D, 8A, 8B, 8C, 8D, 9A, 9B, 9C, 9D, 9E, 10A, 10B, 10C, 10D, 12B, 12C	13A, 14B, 15A, 15B, 15C, 16A, 16B, 16C, 16D	18A, 18B, 18C, 19A, 19B, 19C, 20B	21A, 21B, 21C, 22B, 22C, 22D, 23A, 23B, 23C, 24B, 24C, 25C, 26A, 26B, 26C, 26D, 27A, 27D, 28A, 28B, 28C, 29A, 30A, 30B, 31A, 31C, 32A, 33B
4. Recreation Vehicle Hook-Ups	4B, 4C, 4D, 4E, 5A, 5B, 5C, 5D, 7A, 7D, 7E, 10C, 10D, 12B	13B, 14A, 14B, 14C, 15C	17A, 17B, 18B, 18C, 19A, 20A	21B, 21C, 22A, 22B, 22C, 22D, 26C, 27D, 28A, 28B, 28D, 29A, 30A, 31C, 33B
5. Fish Cookers, Smokers, Torches & Weed Burner Hook-Ups	6A, 6B, 8C, 8D, 10A, 10B, 11B	15C	19C	28A, 28B, 30B, 33B
6. Gas Logs, Wall Mount Heaters, Pedestal Stoves & Garage Heater Hook-Ups	8E	13C, 14A	18B, 19A, 19B, 20A	33B
7. Tank Transporting, Stabilizing	4A			27B, 31B





HOSE ASSEMBLIES

Part#

Description

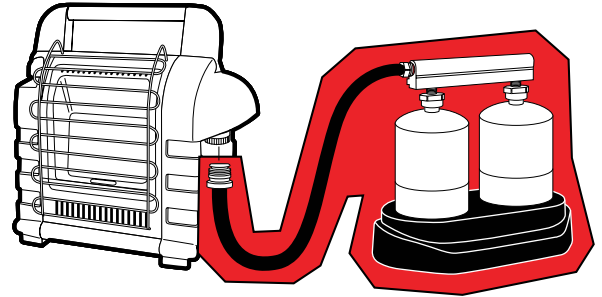
Application

A. F200047

Dual Tank Hook Up Kit

Use with any 1 lb. propane tank appliance.

- Connects two 1lb. propane tanks to any standard appliances.
- Draws evenly from both tanks
- Longer run times
- Includes TankFoot®
- Higher tank yield
- Easy to transport




B. F271117

12' Quick-Connect Propane Hose Assembly

(Male quick-connect X swivel 1"-20 male throwaway cylinder thread)

Connect a high-pressure grill or appliance that uses throw-away propane cylinders to a high-pressure RV onboard propane supply.

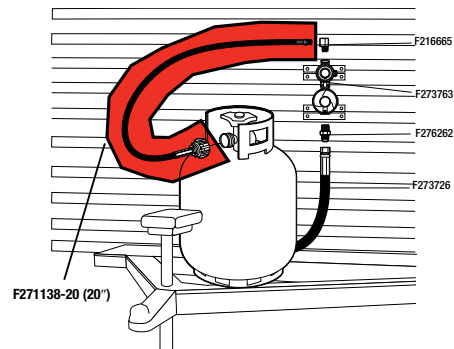


C. F271138-20

20" Propane Hose Assembly

(Acme Nut x 1/4" Male Pipe Thread)

Most commonly used to connect a bulk cylinder on a camper to a regulator.



UL US
Assembly
(UL 569/UL 21)

D. F271144-60

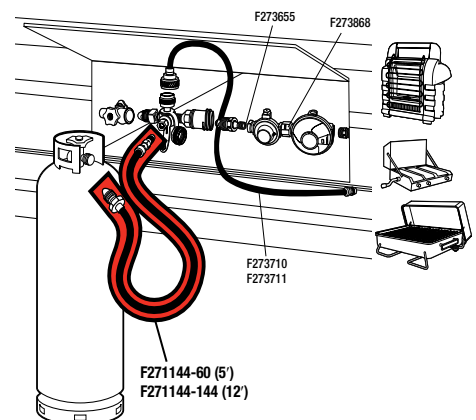
E. F271144-144

5' Propane Hose Assembly

12' Propane Hose Assembly

(Soft Nose Excess Flow P.O.L. x 1/4" Inverted Male Flare)

Most commonly used to connect an auxiliary tank to a motor home.



UL US
Assembly
(UL 569/UL 21)

HOSE ASSEMBLIES

Part#

Description

Application

A. F271149-72


6' Propane Hose Assembly

(3/8" Female Flare x 3/8" Female Flare)

Connects existing gas line to appliances equipped with 3/8" Male Flare.



UL US
Assembly
(UL 569/UL 21)



B. F271158-12

12" Propane Acme Flexible Pigtail Hose

C. F271158-15

15" Propane Acme Flexible Pigtail Hose

D. F271158-18

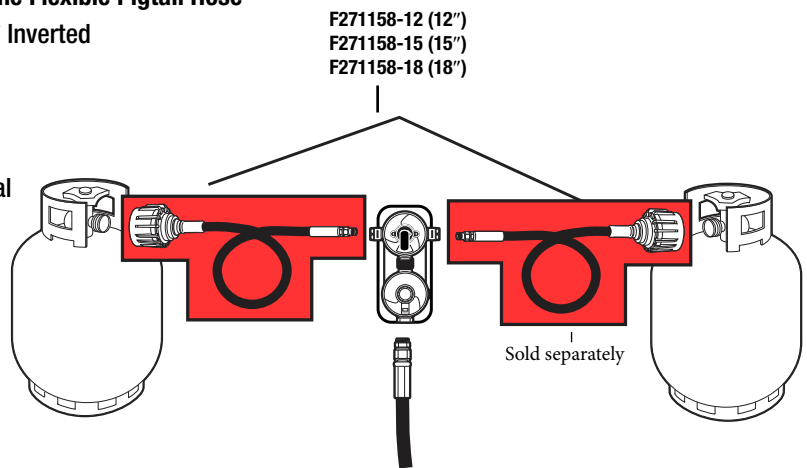
18" Propane Acme Flexible Pigtail Hose

(Acme Nut x 1/4" Inverted Male Flare)

Connects to Propane Tank and Auto Change-Over Dual Stage Regulator



UL US
Assembly
(UL 569)



E. F271161

F. F271161-144

22" Repl. Propane BBQ Hose & Regulator Assembly with Appliance End Fitting/Acme Nut

12' Repl. Propane BBQ Hose & Regulator Assembly with Appliance End Fitting/Acme Nut

(Regulator with Appliance End Fitting/Acme Nut x 3/8" Female Flare)

Most commonly used on propane gas grills.


Features:

- 11" W. C. Setting
- 75,000 BTU Capacity

Replacement Parts:

1 F273716 (page 9, item A)

2 F273761 (page 20, item B)



F271161 (22")
F271161-144 (12')





HOSE ASSEMBLIES

Part#

Description

Application

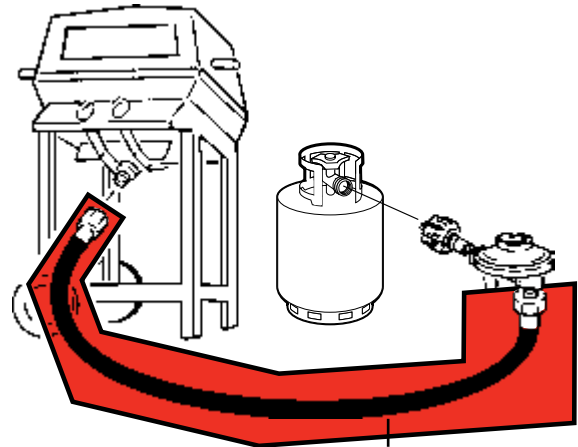
A. F271163-30
B. F271163-60

30" Propane Hose Assembly
5' Propane Hose Assembly
(3/8" Male Pipe Thread x 3/8" Female Flare)

Most commonly used to hook a low pressure regulator to an appliance.




Assembly
(UL 569/UL 21)



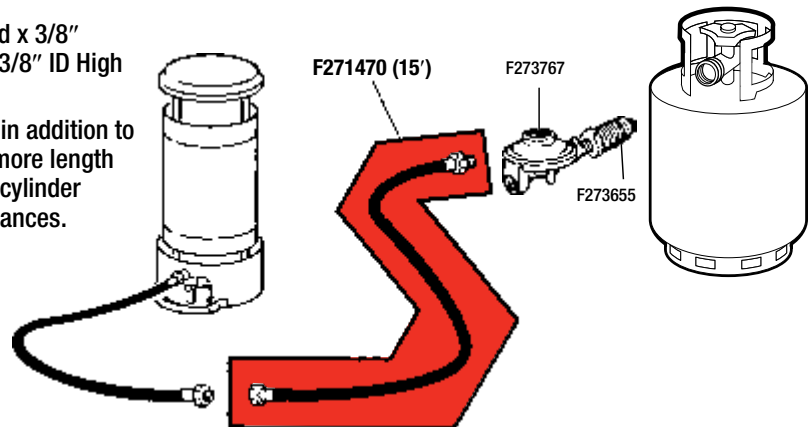
F271163-30 (30")
F271163-60 (5')

C. F271470

15' Propane Appliance Extension Hose Assembly

(3/8" Male Pipe Thread x 3/8" Female Pipe Thread) (3/8" ID High Pressure Hose)

Most commonly used in addition to the existing hose for more length between the propane cylinder and the portable appliances.

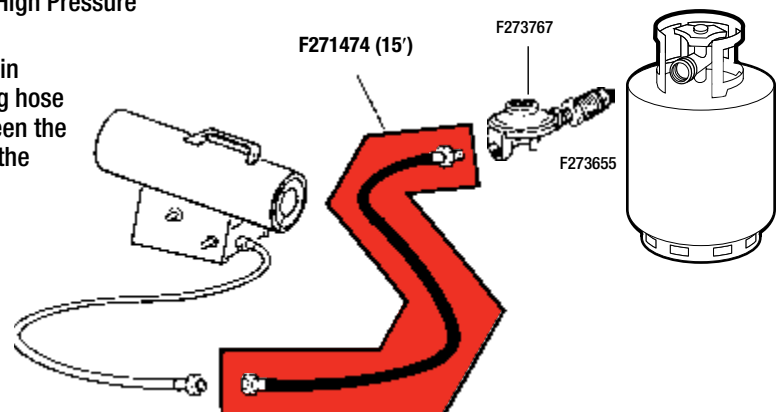


D. F271474

15' Propane Appliance Extension Hose Assembly

(1/4" Male Pipe Thread x 1/4" Female Pipe Thread) (1/4" ID High Pressure Hose)

Most commonly used in addition to the existing hose for more length between the propane cylinder and the portable appliances.



HOSE ASSEMBLIES

Part#

Description

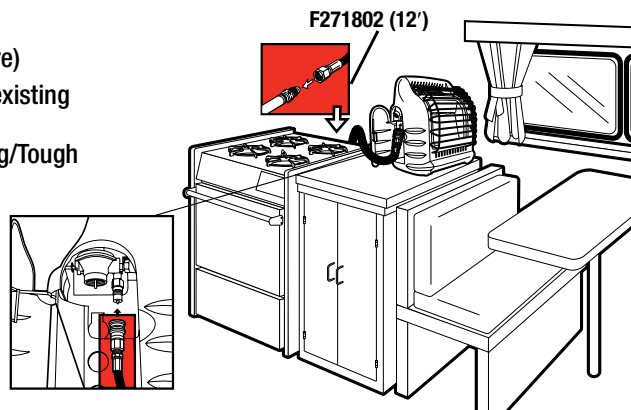
Application

A. F271802

Big/Tough Buddy 12' RV Hose

(Quick Connect x 3/8" Female Flare)

Most commonly used to hook an existing regulated propane line in a camper or motor home to the Big/Tough Buddy.



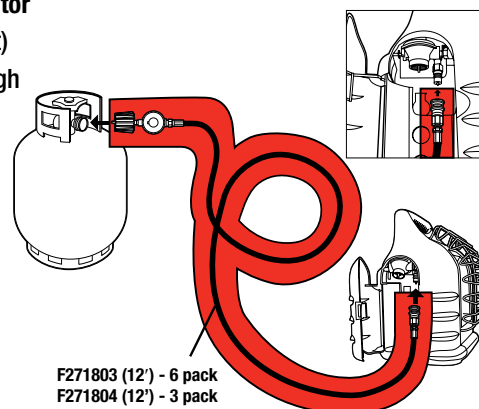
B. F271803 (6 pack)

C. F271804 (3 pack)

Big/Tough Buddy 12' Hose with Regulator

(Quick Connect x Regulator w/Acme Nut)

Most commonly used to hook a Big/Tough Buddy to a 20 lb. propane cylinder.

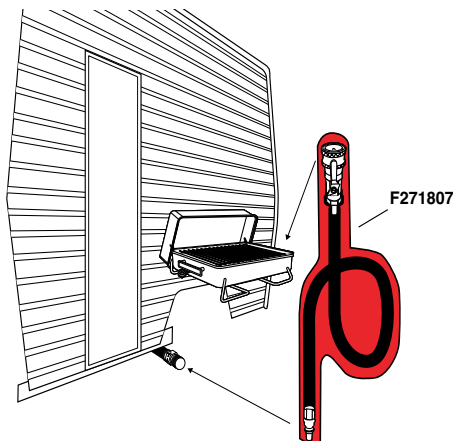


F271803 (12') - 6 pack
F271804 (12') - 3 pack

D. F271807

12' Quick-Connect Propane Hose Assembly with Shut Off Valve and Full Flow Male Plug

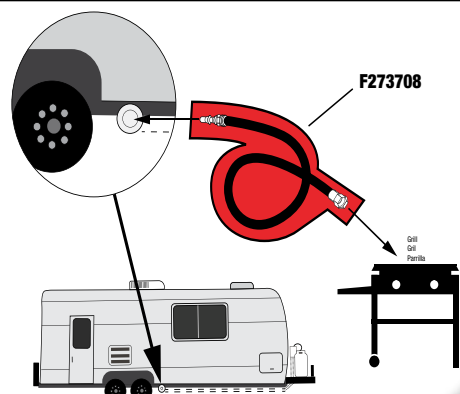
Connects a low pressure propane gas grill to an onboard RV propane supply.



E. F273708

10' RV Quick-Connect Hose Assembly

Connects a low pressure propane gas grill to an onboard RV propane supply.





HOSE ASSEMBLIES

Part#

Description

Application

A. F273071
B. F273072

5' Propane Hose/Regulator Assembly
12' Propane Hose/Regulator Assembly

(Regulator w/Restricted Flow Soft
Nose P.O.L. and Handwheel x
3/8" Female Flare)

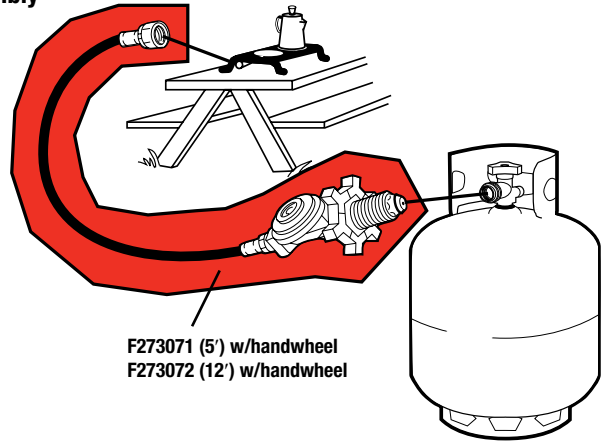
Connects low pressure portable
propane appliances to a 20 lb.
cylinder.

Features:

- Low Pressure
- 11" W. C. Setting
- 75,000 BTU Capacity

Replacement Parts:

- 1 F276136: See page 19, item A
2 F271163-60: see page 6, item B
3 73783: Consult factory**
4 35144: Consult factory**

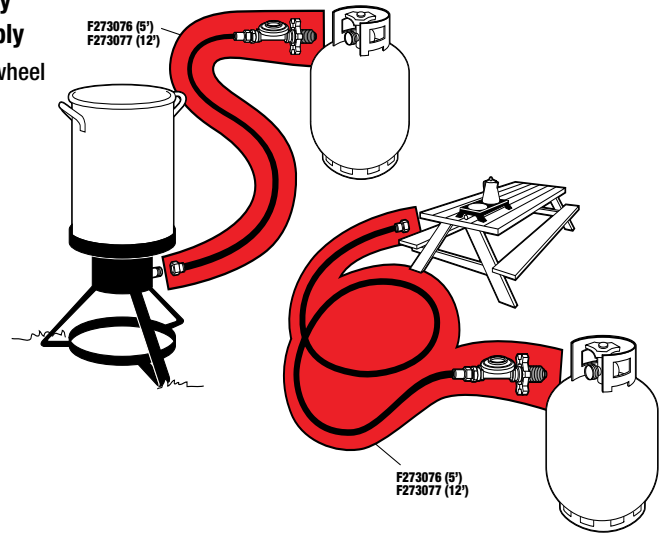


C. F273076
D. F273077

5' Propane Hose/Regulator Assembly
12' Propane Hose/Regulator Assembly

(Regulator with Soft Nose POL and Handwheel
x 3/8" Female Pipe Thread)

Connects low pressure portable propane
appliances to a 20 lb. propane tank.


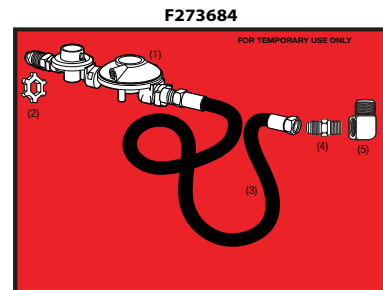
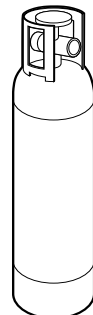


E. F273684

Remote LP Installation Kit

For connecting Vent-Free heaters to a remote LP tank
Kit includes:

1. Two stage regulator with POL connection (F273863)
2. Handwheel (F273783)
3. 12' hose assembly (71163-144)
4. 3/8" MP x 3/8" MF adapter (F276262)
5. 3/8" female X 3/8" 90° male street elbow



HOSE ASSEMBLIES

Part#

Description

Application

A. F273701
B. F273702

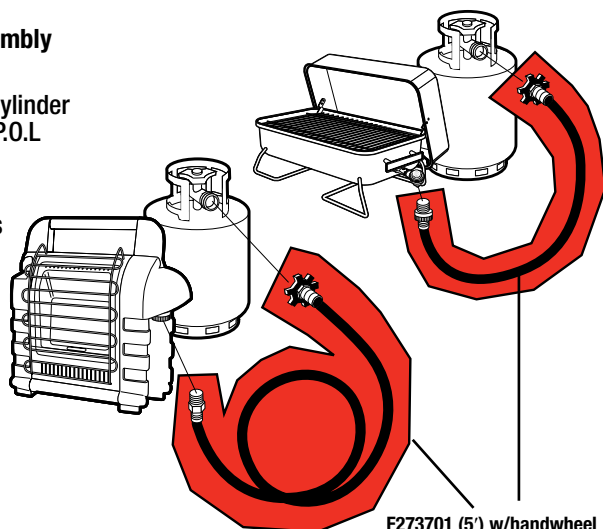


5' Propane Hose/Regulator Assembly
12' Propane Hose Assembly
(Swivel 1"-20 Male Throwaway Cylinder Thread x Excess Flow Soft Nose P.O.L. w/Handwheel)

Connects appliances that are designed for disposable cylinders to a 20 lb. cylinder. Hand tighten swivel on both ends.

Features:

- High Pressure Hose
- Excess Flow Soft Nose P.O.L.
- Connects portable appliances to 20 lb. cylinders



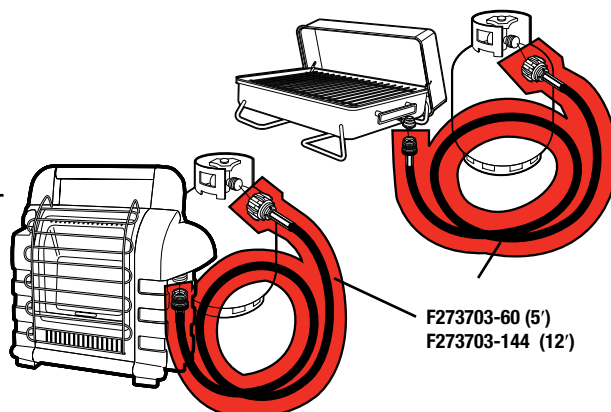
F273701 (5') w/handwheel
F273702 (12') w/handwheel

C. F273703-60
D. F273703-144



5' Propane Hose Assembly
12' Propane Hose Assembly
(Appliance End Fitting/Acme Nut x 1"-20 Male Throwaway Cylinder Thread)

Most commonly used to connect portable appliances to 20 lb. tanks.

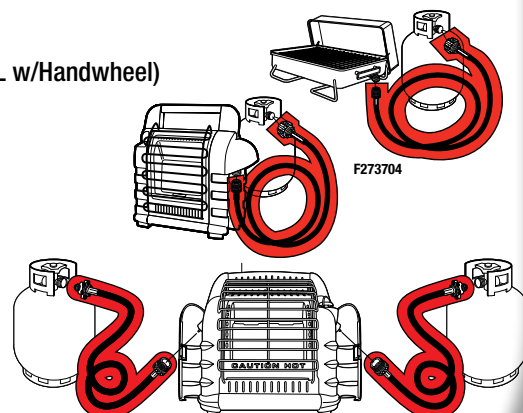


F273703-60 (5')
F273703-144 (12')

E. F273704



10' Buddy Series Propane Hose Assembly
(Swivel 1"- 20 Male Throwaway Cylinder Thread x Soft Nose Excess Flow P.O.L. w/Handwheel)
Connects appliances that are designed to be connected to 1lb. bottles to 5-20lb. tanks.
Connects low pressure to high pressure tanks.



F273704





HOSE ASSEMBLIES

Part#

Description


Application

A. F273707
B. F273707-108



5' Propane Hose Assembly
9' Propane Hose Assembly
(1/4" Male Pipe Thread x 3/8" Female Flare)

Replaces most hose assemblies between regulator and fish cooker/smoker, torches, or other propane appliances.



C. F273710
D. F273711



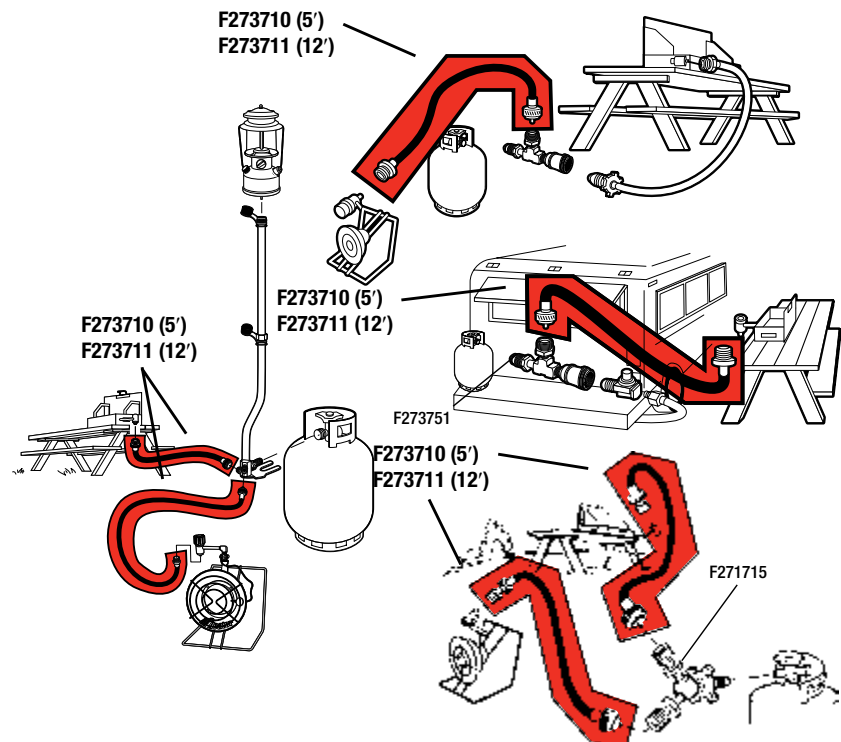
5' Propane Hose Assembly
12' Propane Hose Assembly
(Swivel 1"-20 Male Throwaway Cylinder Thread x Swivel 1"-20 Female Throwaway Cylinder Thread)

Most commonly used with most distribution posts or "T" and "Y" connectors. Can be used with Mr. Heater Part # F271715

"Y" adapter (page 23, item C),
F273751 "T" adapter (page 21, item B),
F271744 30"/15" distribution post (page 26, item A).

Features:

- Connects appliances that are designed for 1 lb. cylinders to 1 lb. connections
- Hand tighten swivels on both ends



HOSE ASSEMBLIES

Part#

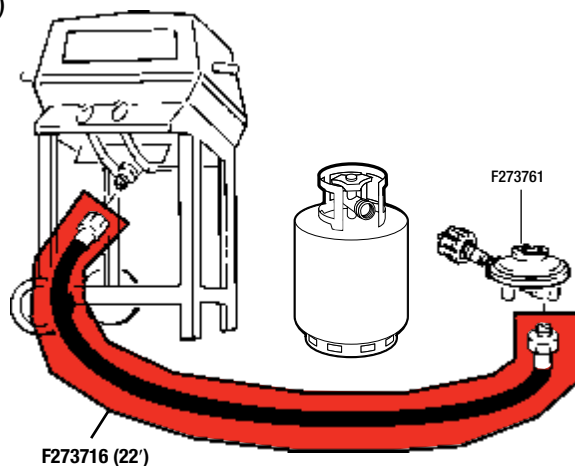
Description

Application

A. F273716

22" Propane Replacement Barbecue Hose (3/8" Male Pipe Thread x 3/8" Female Flare)

Total assembly with regulator is
Mr. Heater Part # F271161, (page 5, item E)
Fits most propane barbecue gas grills.




B. F273717

5' Propane Appliance Extension Hose Assembly

(1/4" Male Pipe Thread x 1/4"
Female Pipe Thread) (1/4" ID High
Pressure Hose)

Use as an extension hose for
portable propane appliances.



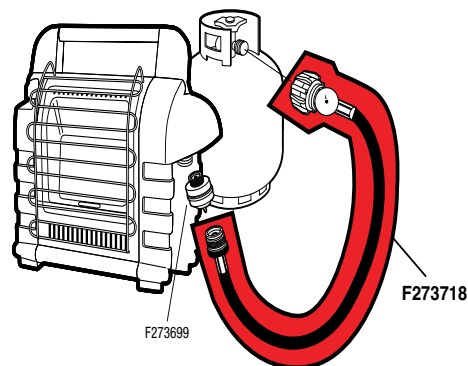
C. F273718

8' Universal Propane Hose & Glow in the Dark Gauge Assembly (Acme Nut x 1" – 20 Male Throwaway Cylinder Thread)

Connects propane appliances that are designed to be connected
to 1 lb. propane bottles to 5 – 20 lb. tanks.

Works on any appliance that uses a disposable
cylinder. Hand tighten swivel on both ends.

Recommended use with
F273699 Fuel Filter (page 32, item A)





HOSE ASSEMBLIES

Part#

Description

Application

A. F273720



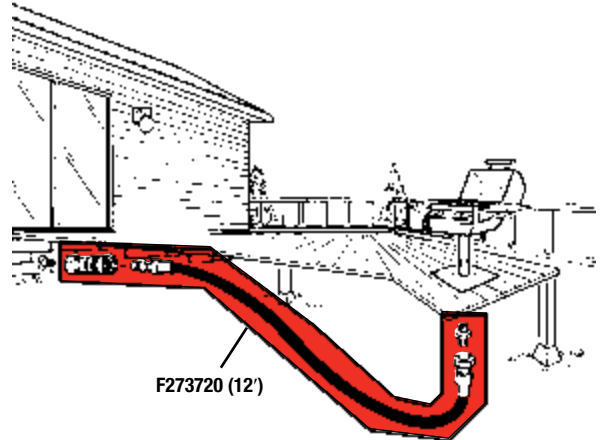
12' Natural Gas Patio Hose Assembly

(3/8" Female Pipe Thread x 3/8" Male Flare Quick Connect/Disconnect with Dust Plug and Cap)

Most commonly used for connecting natural/propane gas appliances to the existing low pressure supply.

Replacement Parts:

- 1 F276262: page 16, item D
- 2 73709: Consult factory**
- 3 73691: Consult factory**
- 4 73693: Consult factory**
- 5 73694: Consult factory**



B. F276148



5' Propane Hose Assembly

(9/16 Left Hand Female Threads on Both Ends) Most commonly used as an extension hose as shown.

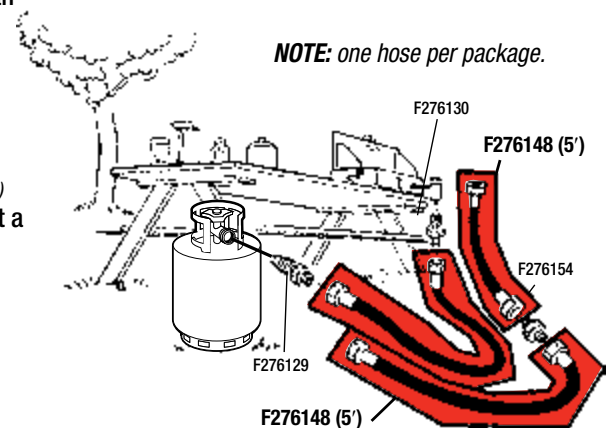
For additional length connect two F276148 hoses with F276154 brass fitting.

Use with F276154 (page 16, item C) to make longer or F276129 (page 15, item C) & F276130 (page 13, item A) to make it a portable appliance hose.

Features:

- High Pressure Hose
- Most commonly used as an extension hose

NOTE: one hose per package.



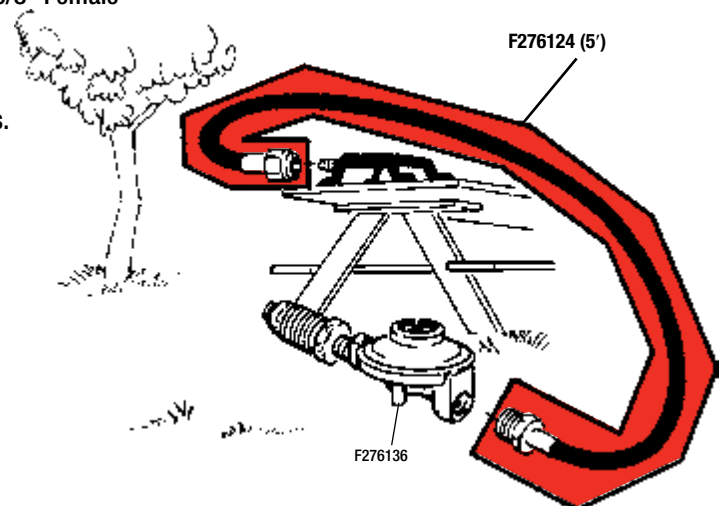
C. F276124



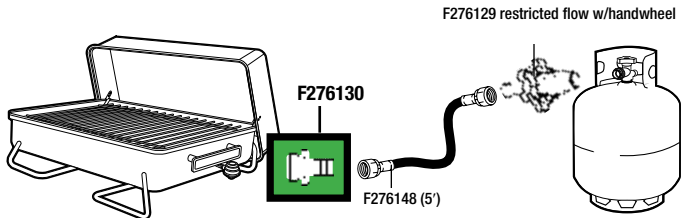
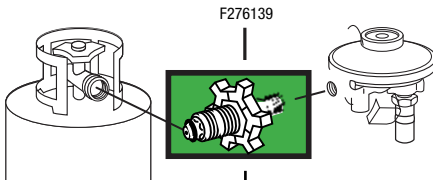
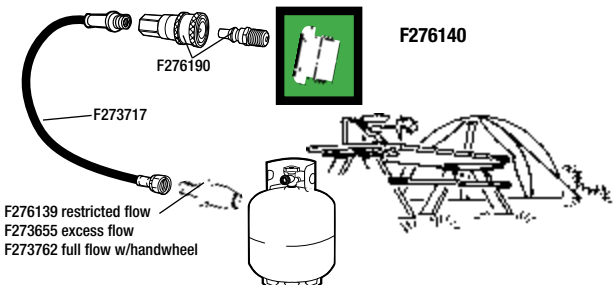
5' Propane Hose Assembly

(3/8" Male Pipe Thread x 3/8" Female Pipe Thread)

Often used to connect low pressure appliances to low pressure regulators.



FITTINGS

Part#	Description	Application
A. F276130	<p>9/16" Left Hand Male Thread x 1"-20 Throwaway Cylinder Thread w/Shutoff</p> <p>Most commonly used to connect 9/16" female thread to 1"-20 female throwaway cylinder thread with shutoff.</p>	 <p>F276129 restricted flow w/handwheel</p> <p>F276130</p> <p>F276148 (5')</p>
B. F276139	<p>1/4" Male Pipe Thread x Restricted Flow Soft Nose P.O.L. w/Handwheel</p> <p>Most commonly used to connect 1/4" female pipe threads to 7/8" female P.O.L. (20 lb. or 5 gal. tank internal threads) (Low Pressure Regulator, for gas grills and other appliances, tees, etc.)</p>	 <p>F276139</p> <p>F276139 restricted flow</p> <p>F273655 excess flow</p> <p>F273762 full flow w/handwheel</p>
C. F276140	<p>Propane Male Throwaway Cylinder Adapter</p> <p>(1"-20 Male Throwaway Cylinder Thread x 1/4" Female Pipe Thread)</p> <p>Most commonly used to connect appliances that use disposable cylinders to a 1/4" male pipe thread.</p>	 <p>F276190</p> <p>F273717</p> <p>F276140</p> <p>F276139 restricted flow</p> <p>F273655 excess flow</p> <p>F273762 full flow w/handwheel</p>





FITTINGS

Part#

Description

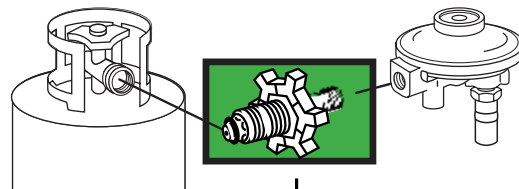
Application

A. F273655

Excess Flow Soft Nose P.O.L. x 1/4" Male Pipe Thread w/Handwheel

Features:

- Excess flow safety
- CSA Approved
- UL Listed

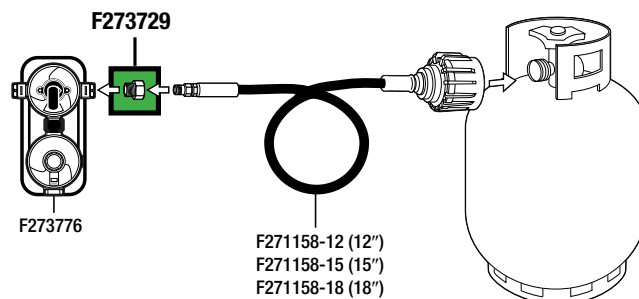


F273655 excess flow

B. F273729

1/4" Male Pipe Thread x 1/4" Inverted

Most commonly used on some auto change over dual stage regulators.



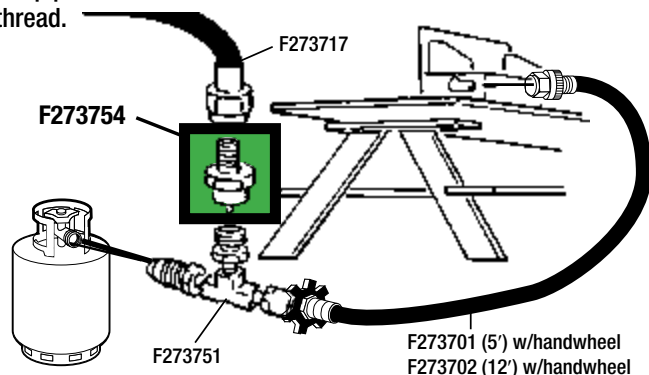

F273776

F271158-12 (12")
F271158-15 (15")
F271158-18 (18")

C. F273754

1/4" Male Pipe Thread x 1"-20 Female Throwaway Cylinder Thread

Most commonly used to connect 1/4" female pipe thread to 1"-20 male throwaway cylinder thread.



F273754

F273717

F273751

F273701 (5') w/handwheel
F273702 (12') w/handwheel

FITTINGS

Part#

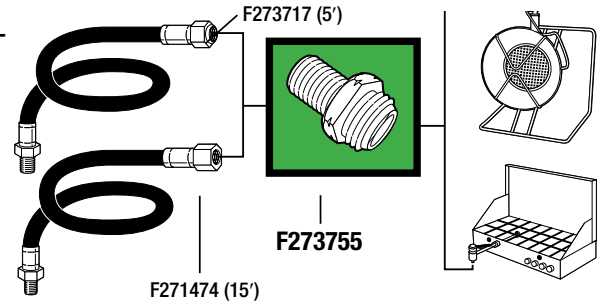

Description

Application

A. F273755

1/4" Male Pipe Thread x 1"-20 Male Throwaway Cylinder Thread

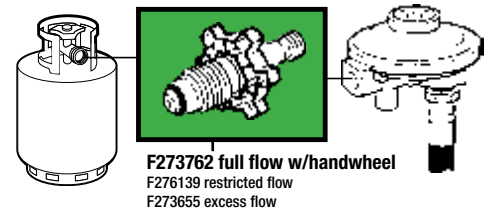
Most commonly used to connect 1/4" female pipe thread to 1"-20 female throwaway cylinder thread.



B. F273762

1/4" Male Pipe Thread x Full Flow Soft Nose P.O.L. w/Handwheel

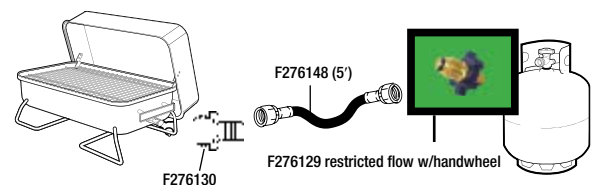
Full Flow P.O.L. Most commonly used to connect 1/4" female pipe threads to 7/8" female P.O.L. (20 lb. or 5 gal. tank internal threads) (Low Pressure Regulator, for gas grills and other appliances, tees, etc.)



C. F276129

9/16" Left Hand Thread x Restricted Flow Soft Nose P.O.L. w/Handwheel

Most commonly used to connect 9/16" Female Left Hand Thread to 7/8" Female P.O.L. Thread (20 lb./5 gal. tank internal threads).





FITTINGS

Part#

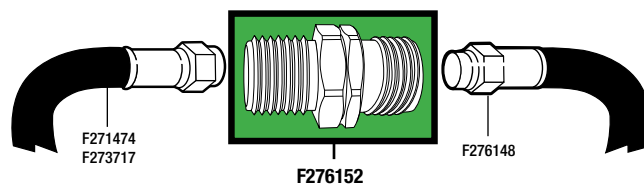
Description

Application

A. F276152



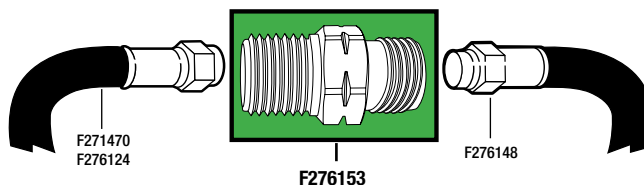
**1/4" Male Pipe Thread x 9/16"
Left Hand Male Thread**
Most commonly used to connect hoses together to extend hose length.



B. F276153




**3/8" Male Pipe Thread x 9/16"
Left Hand Male Thread**
Most commonly used to connect hoses together to extend hose length.



C. F276154



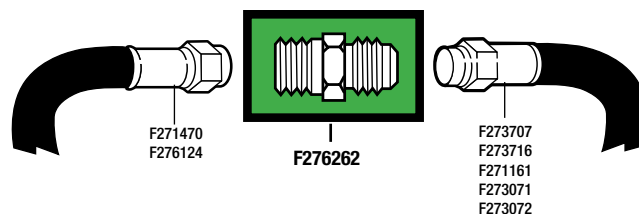
**9/16" Left Hand Male Pipe Thread x 9/16"
Left Hand Male Thread**
Most commonly used to connect hoses together to extend hose length.



D. F276262



**3/8" Male Pipe Thread
x 3/8" Male Flare**



REGULATORS

Part#

Description

Application

A. F273846


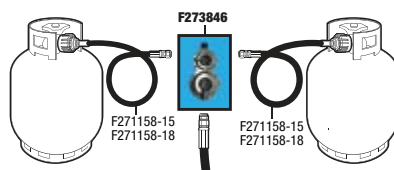


Propane Auto-Changeover High Capacity Two Stage Regulator

2-1/4" Inverted Female Flare Inlets x 3/8" Female Pipe Outlet

Two stage auto changeover regulator provides easy change over from empty to full cylinder while providing adequate fuel to your RV. Complete with cover bracket and hardware (not shown).

- 11" W.C. Setting
- 400,000 BTU max flow
- Propane indicator located on top of regulator



B. F273776



Propane Auto-Changeover

Two Stage Regulator (with cover & bracket)


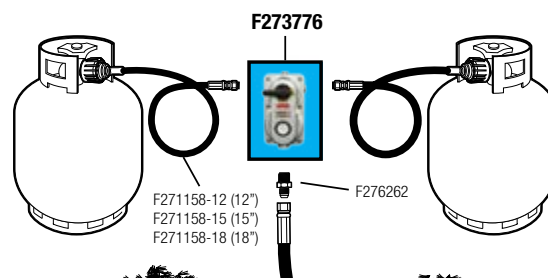
2-1/4" Inverted Female Flare Inlets x 3/8" Female Pipe Outlet

Two stage auto changeover regulator provides easy change over from empty to full cylinder while providing adequate fuel to your RV. Most commonly used on RV's with dual tank hook-up.

Features:

- 325,000 BTU Capacity • 11" W.C. Setting
- Automatically changes over from empty tank to full one
- Can remove empty cylinder and take for refill without interruption
- Gas gauge monitoring
- Pressure consistency through dual regulator

**Brass inverted fitting are not removable*





REGULATORS

Part#

Description

Application

A. F273863 (With P.O.L.)



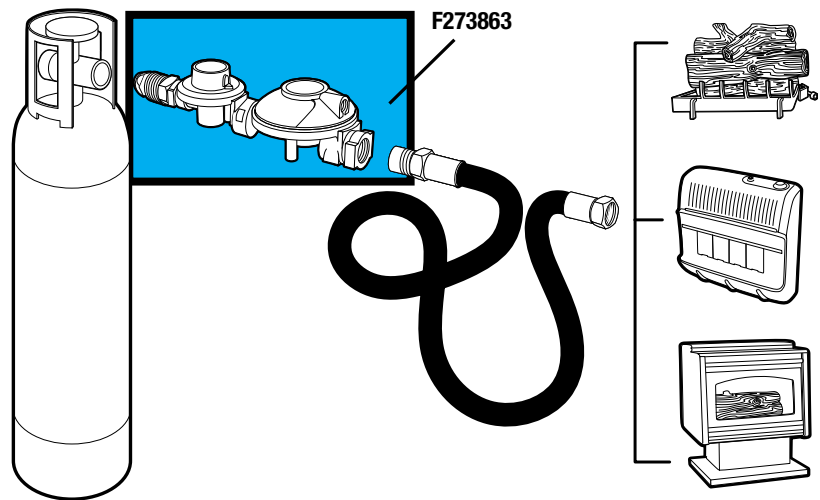
Horizontal Propane Two-Stage Regulator

Excess Flow Soft Nose P.O.L.
(Inlet) x 3/8" Female Pipe
Thread (Outlet)

Features:

- Two-stage regulator results in a more consistent inlet pressure between the first and second stage. This allows for a more consistent flow of gas to the appliance.
- 225,000 BTU Capacity
- 11" W.C. Setting
- Operating Temperature: -20°C - 50°C

B. F273868 (Without P.O.L.)



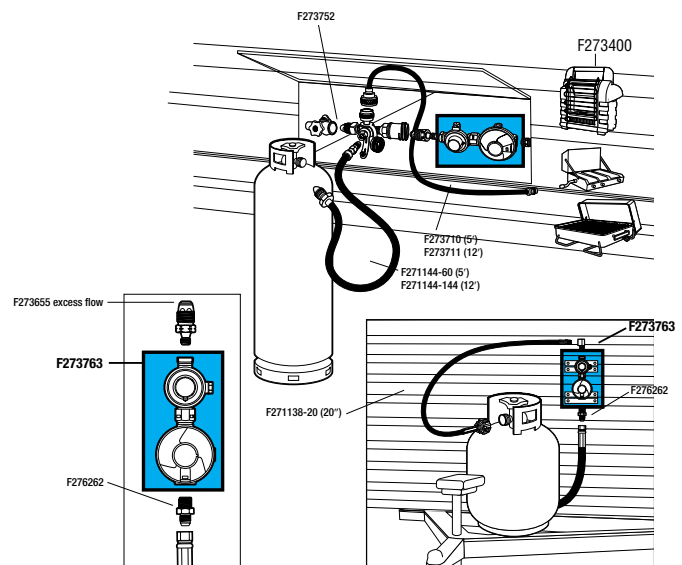
C. F273763

Propane Two-Stage Regulator

1/4" Female Pipe Thread (Inlet) x 3/8"
Female Pipe Thread (Outlet)

Features:

- Low Pressure
- Consistent Gas Pressure
- 11" W.C. Setting
- Operating Temperature: -20°C - 50°C



REGULATORS

Part#

Description

Application

A. F276136

Propane Low Pressure Regulator

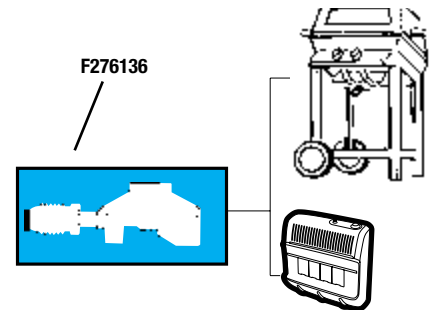
(3/8" Female Pipe Thread x Restricted Flow Soft Nose P.O.L.)

The size, shape and flow characteristics of this regulator makes it ideal for use on portable heaters, hot plates, camp stoves, and other propane appliances that require 75,000 BTU or less.

Will operate low pressure appliances.

Features:

- Low Pressure
- 11" W.C. Setting
- 75,000 BTU Capacity



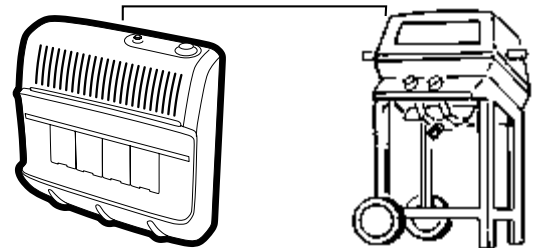
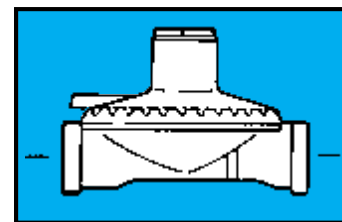
Propane Low Pressure Regulator

(1/4" Female Pipe Thread (Inlet) x 3/8" Female Pipe Thread (Outlet))

Most commonly used on low pressure appliances that are 140,000 BTU's or less.

Features:

- Low Pressure
- 11" W.C. Setting
- 140,000 BTU capacity



C. F273719

Propane High Pressure Regulator

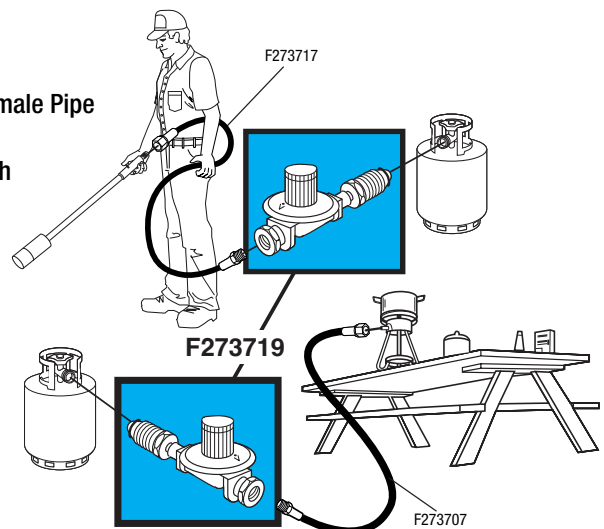

Range of 0-20 P.S.I.

(Full Flow Soft Nose P.O.L. x 1/4" Female Pipe Thread)

Most commonly used on torches, fish cookers, smokers or other high pressure appliances.

Features:

- High Pressure
- Range of 0-20 PSI
- 400,000 BTU Capacity
- UL Listed





REGULATORS

Part#

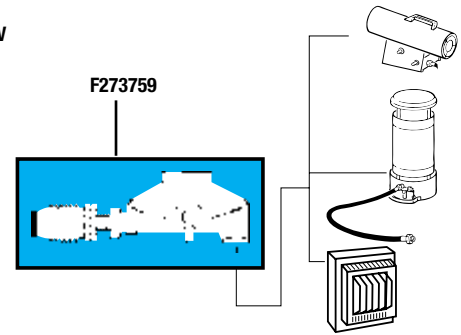
Description

Application

A. F273759



90° Propane Low Pressure Regulator
(3/8" Female Pipe Thread x Restricted Flow Soft Nose P.O.L.)
11" W.C. Setting low pressure regulator designed with 90° angle.
Most commonly used on low pressure appliances.



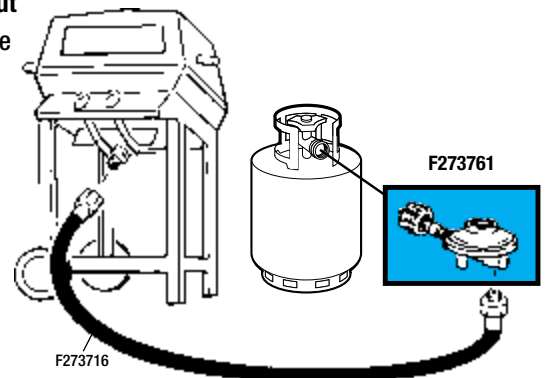
B. F273761



90° Low Pressure Regulator with Appliance End Fitting/Acme Nut
(3/8" Female Pipe Thread x Appliance End Fitting/Acme nut)
Most commonly used on propane gas grills.

Features:

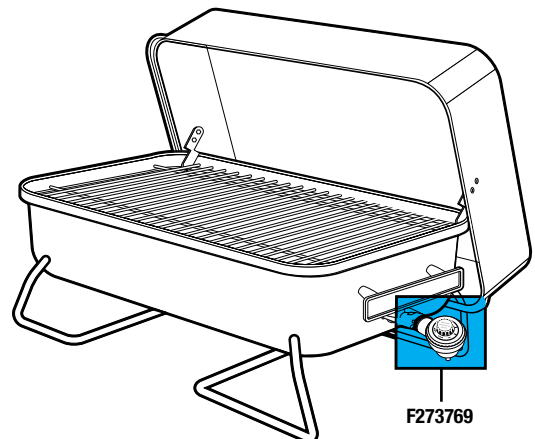
- Low Pressure
- Excess Flow/Thermal Shutoff
- 11" W.C. Setting
- 75,000 BTU Capacity



C. F273769



Portable Propane Table Top Regulator
(1"-20 Female Throwaway Cylinder Thread x Orifice)
Most commonly used with portable table top grills.



ACCESSORIES

A. F271735



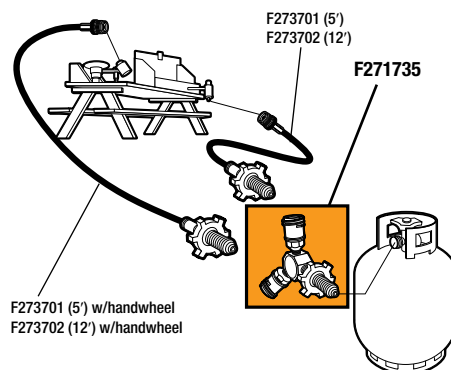
Propane "Y" Female Adapter with Handwheel

(Two Female P.O.L.'s w/ Acme Threads
x Excess Flow Soft Nose P.O.L.)

Allows two appliances to be hooked up to a bulk
cylinder

Use with F273701 and F273702 (page 9, items
A & B) or F273703-60 & F273703-144 (page 9,
items C & D)

Connects to **NEW** and **OLD** propane
connections.



B. F273751

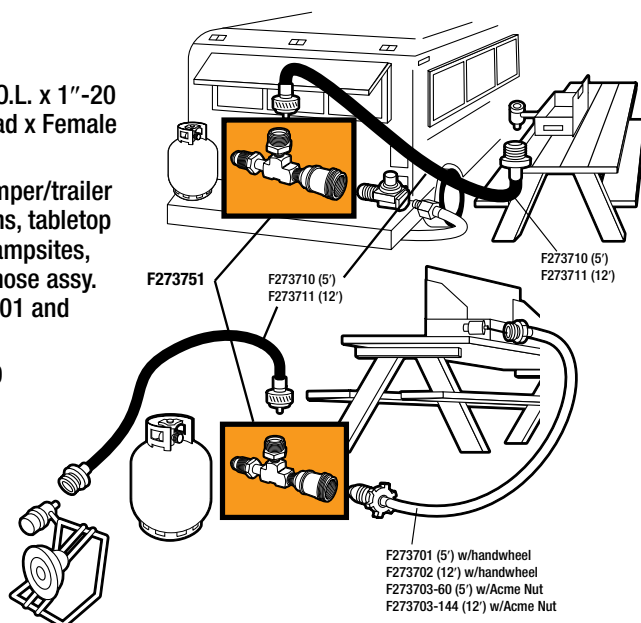


Propane Adapter Tee

(Excess Flow Soft Nose P.O.L. x 1"-20
Throwaway Cylinder Thread x Female
P.O.L. w/Acme Thread)

Conveniently use your camper/trailer
propane supply for lanterns, tabletop
barbecue, etc. at parks, campsites,
rest stops, etc. (use with hose assy.
F273710, F273711, F273701 and
F273702).

Connects to **NEW** and **OLD**
propane connections.



C. F273752

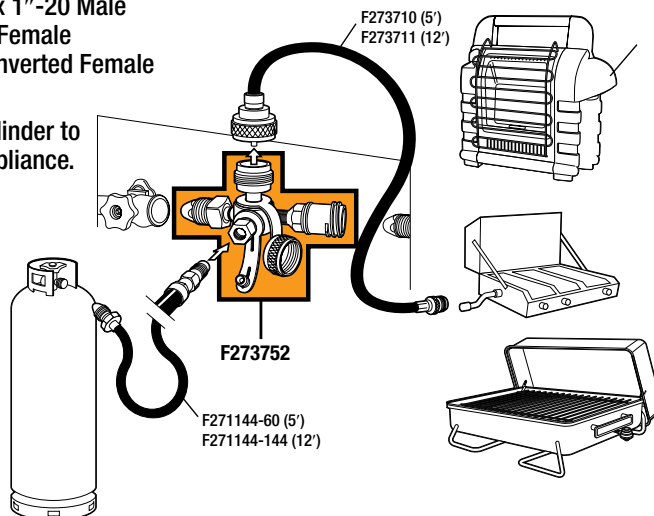


Stay A While Tee

(Excess Flow Soft Nose P.O.L. x 1"-20 Male
Throwaway Cylinder Thread x Female
P.O.L. w/ Acme Thread x 1/4" Inverted Female
Flare)

Connects auxiliary propane cylinder to
motor home and additional appliance.

Connects to **NEW** and **OLD**
propane connections.





ACCESSORIES

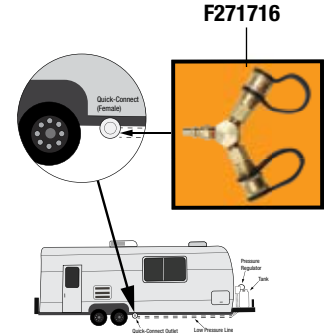
Part#

Description

Application

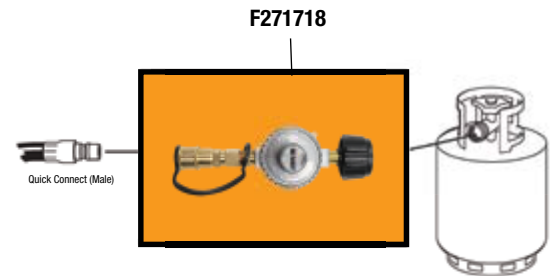
A. F271716

Propane Double Quick Connect
(2 1/4" Female Quick Connects x 1/4" Male Quick Connect) Hookup 2 low pressure propane appliances to an RV.



B. F271718

Propane Tank Quick Connect
(1/4" Female Quick Connect x Appliance Acme Nut) 11" W.C. Setting regulator. 90°, 75,000 BTU max flow.

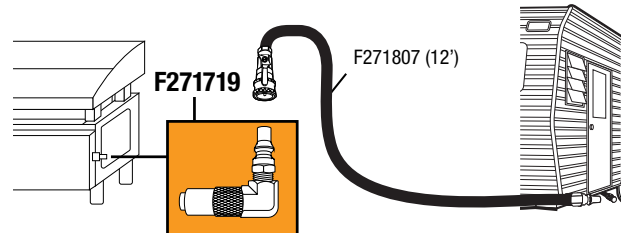


C. F271719

Low Pressure 1/4 Inch RV Quick Connect Adapter Fitting
Only for use with Blackstone 17" and 22" tabletop griddles.

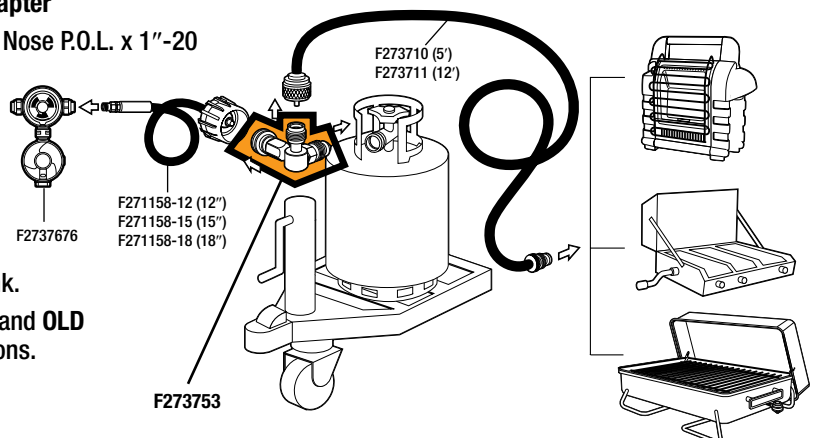


This adapter is not sourced or sponsored by Blackstone. The manufacturer's name has been used for reference only. Blackstone is not affiliated with Mr. Heater®.



D. F273753

90° Stay Flow Adapter
(Excess Flow Soft Nose P.O.L. x 1"-20 Male Throwaway Cylinder Thread x Female P.O.L. w/Acme Thread)
Connects camper and additional appliance to 20 lb. propane tank.
Connects to NEW and OLD propane connections.



ACCESSORIES

Part#

Description

Application

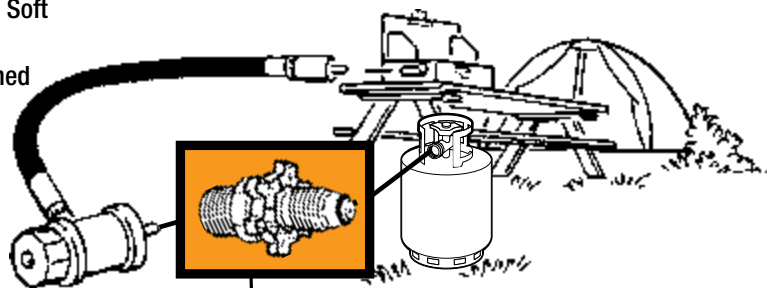
A. F273758



Propane Bulk Cylinder Adapter with Handwheel


(1"-20 Throwaway Cylinder
Thread x Restricted Flow Soft
Nose P.O.L.)

Allows appliances designed
for use on throwaway
cylinders, and with
a hose/regulator assy.
to be attached directly
to a bulk tank
(i.e., Mr. Camper,
Coleman Co. Inc.[®],
or Century Primus[®] stove).



F273758 restricted flow w/handwheel

B. F273760




90° Elbow

(Restricted Flow Soft Nose P.O.L. x 1"-20
Male Throwaway Cylinder Thread)

Most commonly used to connect
appliances that are designed for
throwaway cylinders, directly to a
20 lb. cylinder.

Replacement Parts:

- 1 F273755: See page 15, item A
- 2 F273775: Consult factory**
- 3 F276139: See page 13, item B



F273760

C. F271715

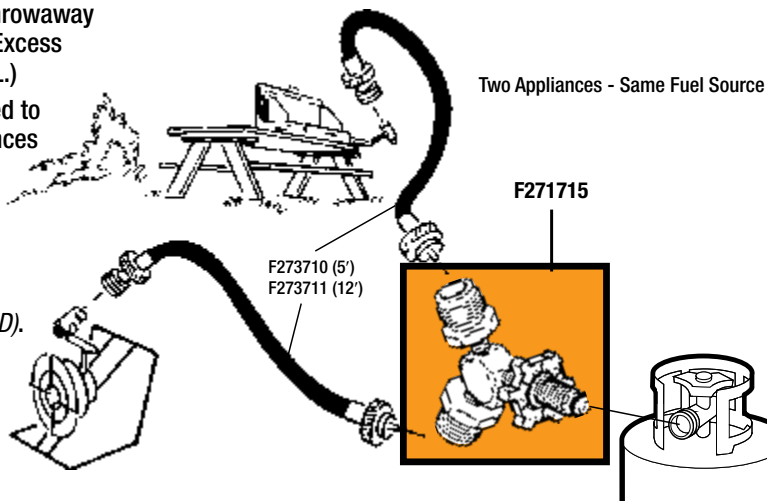


Propane "Y" Male Adapter with Handwheel

(Two 1"-20 Male Throwaway
Cylinder Threads x Excess
Flow Soft Nose P.O.L.)

Most commonly used to
connect two appliances
to one 20 lb.
propane cylinder.

Use with Mr. Heater
stock #s F273710 &
F273711
(page 10, items C & D).



F271715





ACCESSORIES

Part#

Description

Application

A. F276495



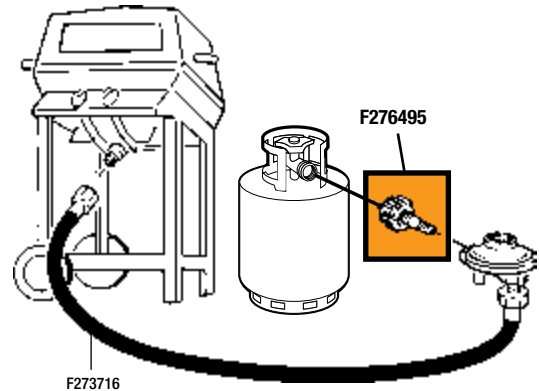
Propane Grill Acme Nut (Black)

(Appliance End Fitting/Acme Nut x 1/4" Male Pipe Thread)

Most commonly used on propane gas grills with the new Type 1/Acme System.

Features:

- Thermal shutoff
- Excess flow safety
- 80,000 BTU Capacity



B. F276497

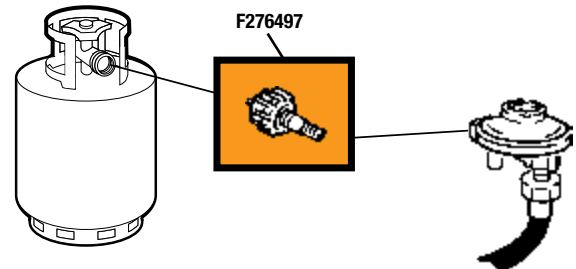


Propane Acme Nut (Green)

(Appliance End Fitting/Acme Nut x 1/4" Male Pipe Thread)

Features:

- 200,000 BTU capacity
- Excess flow safety
- Thermal shutoff




C. F276133



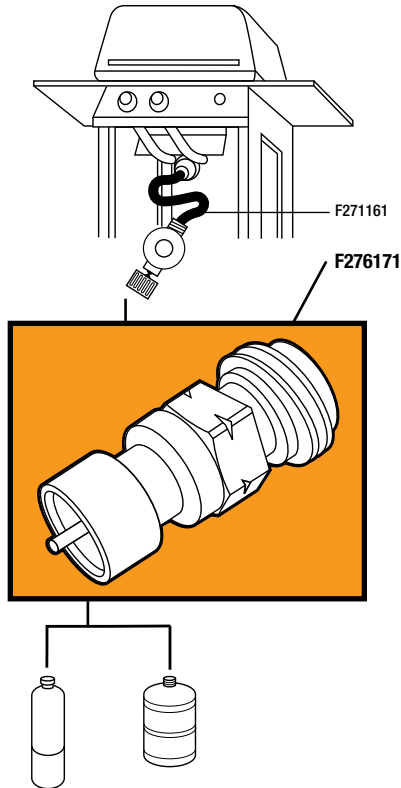
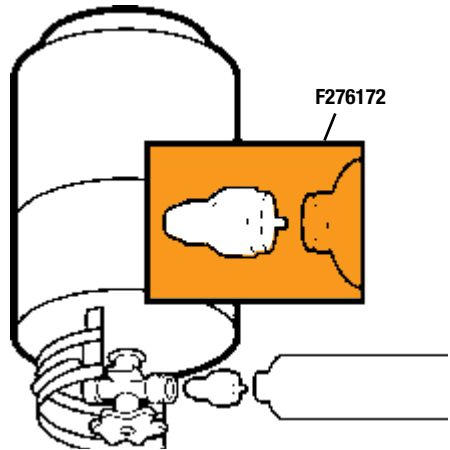
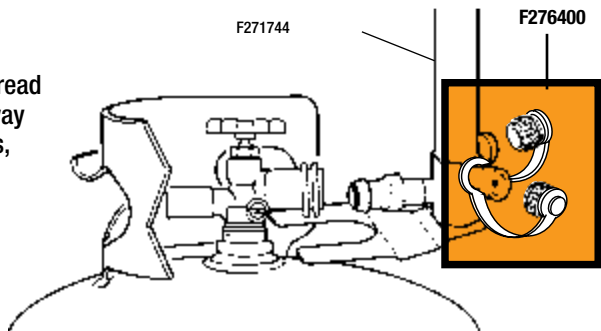
Propane Bulk Cylinder Adapter with Appliance End Fitting/Acme Nut

(Acme Nut x 1"-20 Male Throwaway Cylinder Thread)

Most commonly used to hook portable appliances to new propane tanks.



ACCESSORIES

Part#	Description	Application
A. F276171	<p>Propane "Steak Saver" Adapter (1"-20 Female Throwaway Cylinder Thread x Female P.O.L. & Acme Thread) Most commonly used with 1 lb. bottles to grills or distribution posts to grills. Connects to NEW and OLD propane connections.</p>	 <p>The diagram illustrates the adapter being used to connect a grill's propane line to a standard propane cylinder. A callout box provides a close-up view of the adapter's internal threads and the connection point.</p>
B. F276172	<p>Propane Tank Refill Adapter (Female Throwaway Cylinder Thread x Soft Nose P.O.L.) Refills 1 lb. bottles in 1 minute or less. • PERSONAL USE ONLY</p>	 <p>The diagram shows the adapter being used to refill a large propane tank from a smaller cylinder. A callout box shows the adapter's soft nose fitting into the tank's valve.</p>
C. F276400	<p>Propane Brass Cap (1"-20 Female Pipe Thread) Most commonly used to provide thread protection for 1"-20 Male Throwaway Cylinder Threads (distribution posts, tees, etc.).</p>	 <p>The diagram shows the brass cap being used to protect the threads of a propane distribution post. A callout box shows the cap being threaded onto the post.</p>





ACCESSORIES

Part#

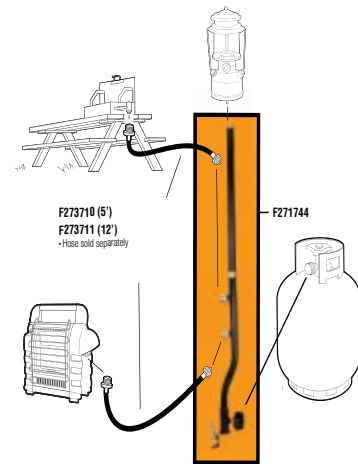
Description

Application

A. F271744

30"/15" Propane Distribution Post/Tree

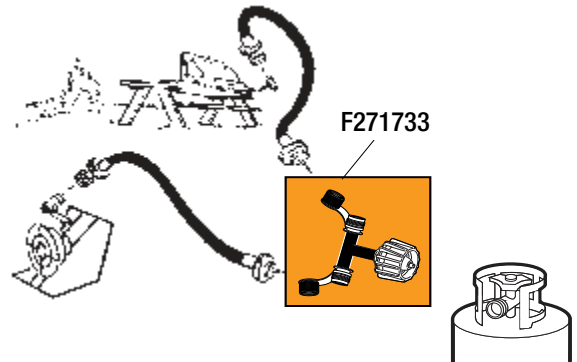
(Three 1" Male Throwaway Cylinder Threads x Full Flow Soft Nose POL) Hooks 3 propane appliances to a single 20 lb. propane tank. Can hook up to a new QCC-1® and old style cylinders



B. F271733

Propane Black Pipe Tee

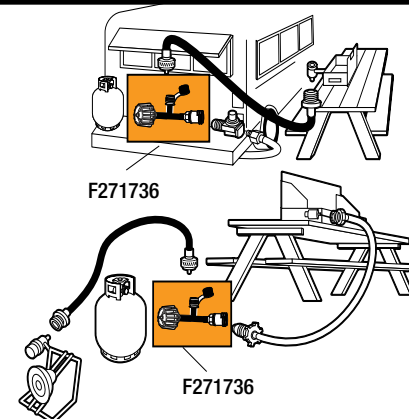
(2 - 1"-20 Throwaway Cylinder Threads x Appliances End/Acme Nut Fitting) Hookup 2 appliances to a refillable 20 lb. cylinder (use with F273710 and F273711 hose assy.)



C. F271736

Propane Black Pipe Tee with Adapter

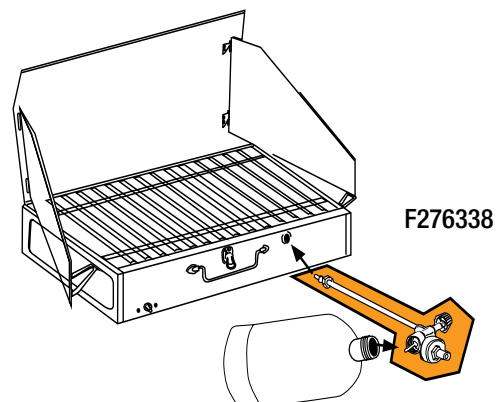
Appliance End/Acme Nut fitting 1" - 20 Throwaway Cylinder Thread x Female POL with Acme Thread (Use with hose assemblies: F273710 and F273711).



D. F276338

Propane Converter

Converts white gas style stoves to 1 lb. propane tanks. Converter is pressure regulated and has a variable rate control.



ACCESSORIES

Part#

Description

Application

A. F276182

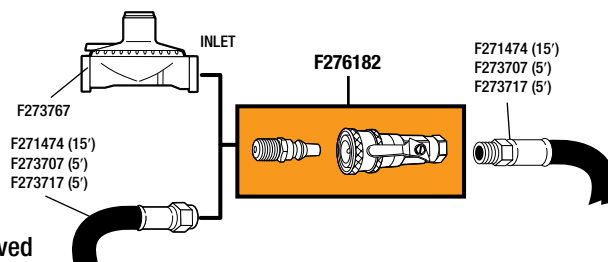


Propane/Natural Gas Connector Kit w/Shutoff Valve & Full Flow Male Plug

(1/4" Male Pipe Thread x 1/4" Female Pipe Thread)

Features:

- 80,000 BTU capacity
- 1/2 P.S.I. rated
- Excess flow safety
- Thermal shutoff
- Automatic shutoff when plug is removed
- Additional safety valve shutoff
- UL Listed



B. F276186

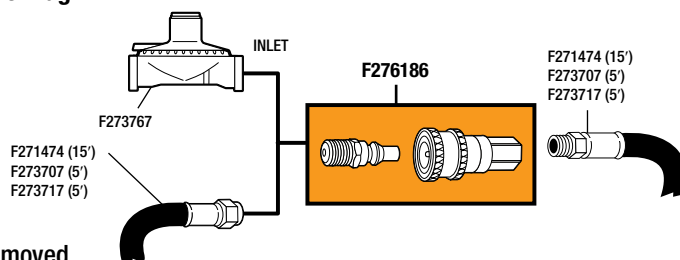


Propane/Natural Gas 1/4" Quick Connector & Excess Flow Male Plug

(1/4" Male Pipe Thread x 1/4" Female Pipe Thread)

Features:

- 80,000 BTU capacity
- 250 P.S.I. rated
- Excess flow safety
- Thermal shutoff
- Auto shutoff when plug is removed
- UL Listed



C. F276187

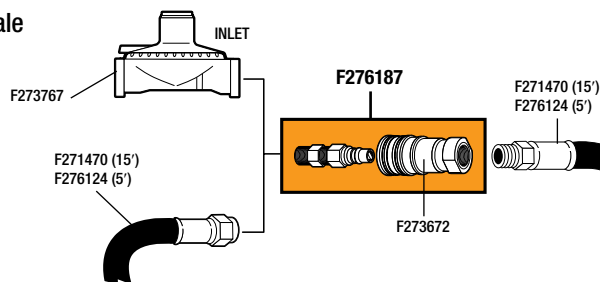


Propane/Natural Gas 3/8" Quick Connector & Full Flow Male Plug


(3/8" Male Pipe Thread x 3/8" Female Pipe Thread)

Features:

- All BTU Capacities
- 1/2 P.S.I. rated
- Automatic shutoff when plug is removed
- UL Listed



D. F276190

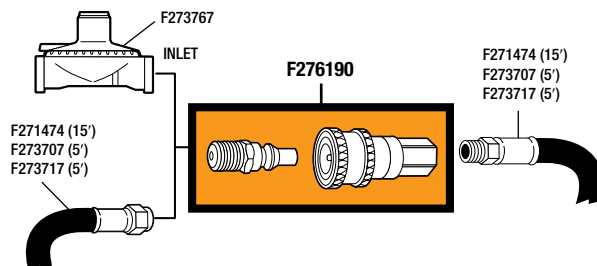


Propane/Natural Gas Connector & Full Flow Male Plug

(1/4" Male Pipe Thread x 1/4" Female Pipe Thread)

Features:

- All BTU capacities
- 1/2 P.S.I. rated
- Automatic shutoff when plug is removed
- UL Listed





ACCESSORIES

Part#

Description

Application

A. F276281

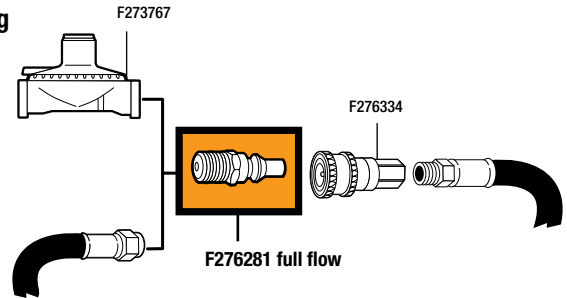


Propane/Natural Gas Full Flow Male Plug
(1/4" Male Pipe Thread x Full Flow Male Plug)

Quick Connect Fitting for use with F276330 & F276334, F276186 & F276190

Features:

- Full Flow Plug (all BTU capacities)
- No restrictions



B. F276328

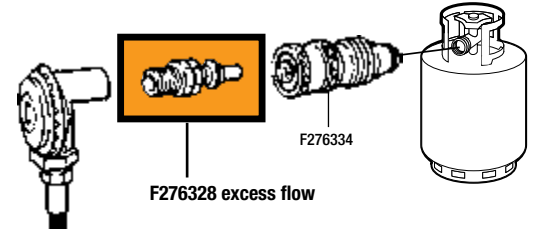


Propane/Natural Gas Excess Flow Male Plug
(1/4" Male Pipe Thread x Male Plug Quick Connect Fitting)

For appliances 80,000 BTU's or less.
For use with F276334, F276330, F276186, F276190

Features:

- Thermal Shutoff
- Excess Flow
- 80,000 BTU capacity low pressure only
- CSA Approved
- UL Listed



C. F276330

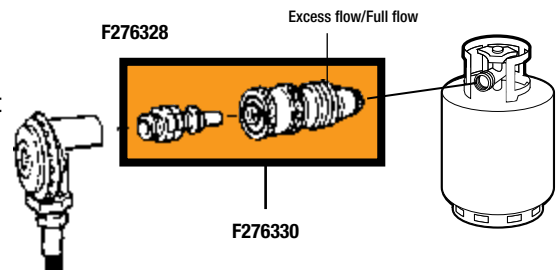


Propane Gas Coupling Adapter Kit
(1/4" Male Pipe Thread x Male Plug)
(Quick Connect x Soft Nose P.O.L.)

Most commonly used to upgrade old propane gas grill connections to meet the new safety standards.

Features:

- UL Listed
- Gas Mate Series



D. F276334

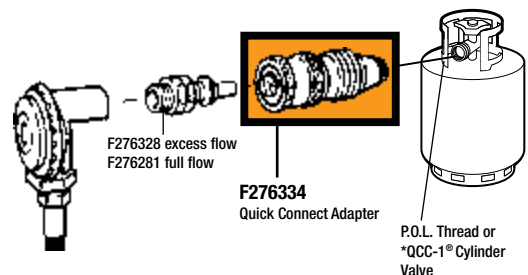


Propane Gas Grill "Quick Connect" Adapter
(Quick Connect x Soft Nose P.O.L.)

Most commonly used on spare cylinder users of Weber, Ducane, PGS or other grills using the Gas Mate II System.

Features:

- UL Listed
- Gas Mate Series



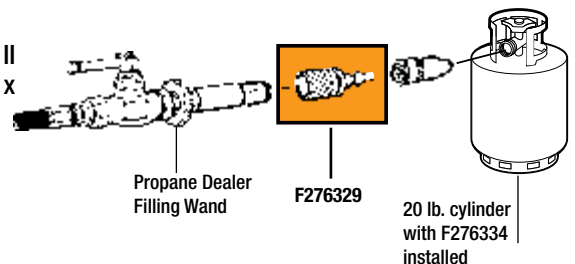
E. F276329



Propane Cylinder Fill Plug

For use with Mr. Heater's Gas Mate II Quick Connects (7/8" Female P.O.L. x Male Plug)

Use L.P. Gas Fill Plug for filling the tank with the Gas Mate II in place



ACCESSORIES

Part#

Description

Application

A. F273734

Stay A While Deluxe

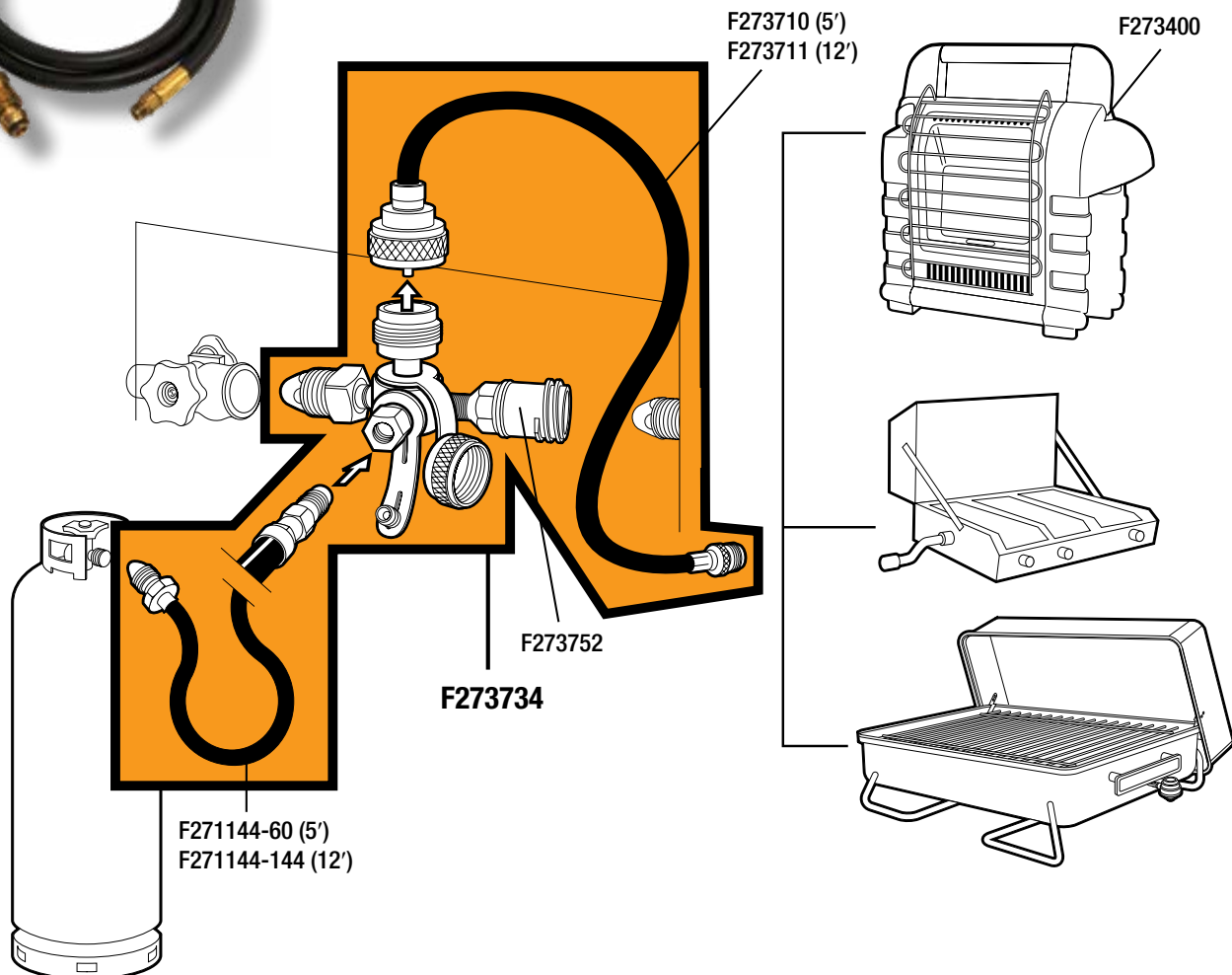
(12' Propane Hose Assembly: Swivel 1"-20 Male Throwaway Cylinder Thread x Swivel 1"-10 Female Throwaway Cylinder Thread; 5' Hose Assembly: Excess Flow Soft Nose P.O.L. x 1/4" Inverted Male Flare; Stay A While Tee: Excess Flow Soft Nose P.O.L. x 1"-20 Male Throwaway Cylinder Thread x Female P.O.L. w/Acme Thread x 1/4" Inverted Female Flare)

Connects auxiliary propane cylinder to motor home and additional appliance.

Tee Adapter connects to **NEW** and **OLD** propane connections.

Replacement Parts:

- 1 F273710: (page 10, item C)
- 2 F273711: (page 10, item D)
- 3 F273752: (page 21, item C)
- 4 F271144-60 (5'): (page 4, item D)
- F271144-144 (12'): (page 4, item E)





ACCESSORIES

Part#

Description

Application

A. F273733

Stay A While

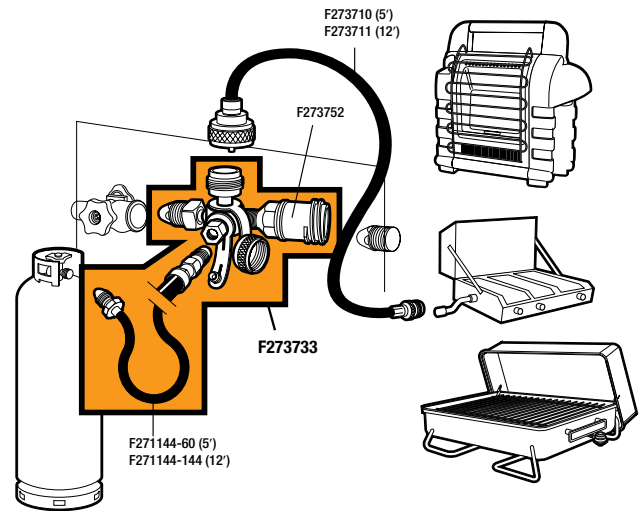
(5' Propane Flexible Pigtail Hose Assembly: Soft Nose Excess Flow P.O.L. x 1/4" Inverted Male Flare; Stay A While Tee: Excess Flow Soft Nose P.O.L. x 1"-20 Male Throwaway Cylinder Thread x Female P.O.L. w/Acme Thread x 1/4" Inverted Female Flare)

Connects auxiliary propane cylinder to motor home.

Tee Adapter connects to NEW and OLD propane connections.

Replacement Parts:

- 1 F273752: (page 21, item C)
- 2 F271144-60 (5'): (page 4, item D)
- 3 F271144-144 (12'): (page 4, item E)

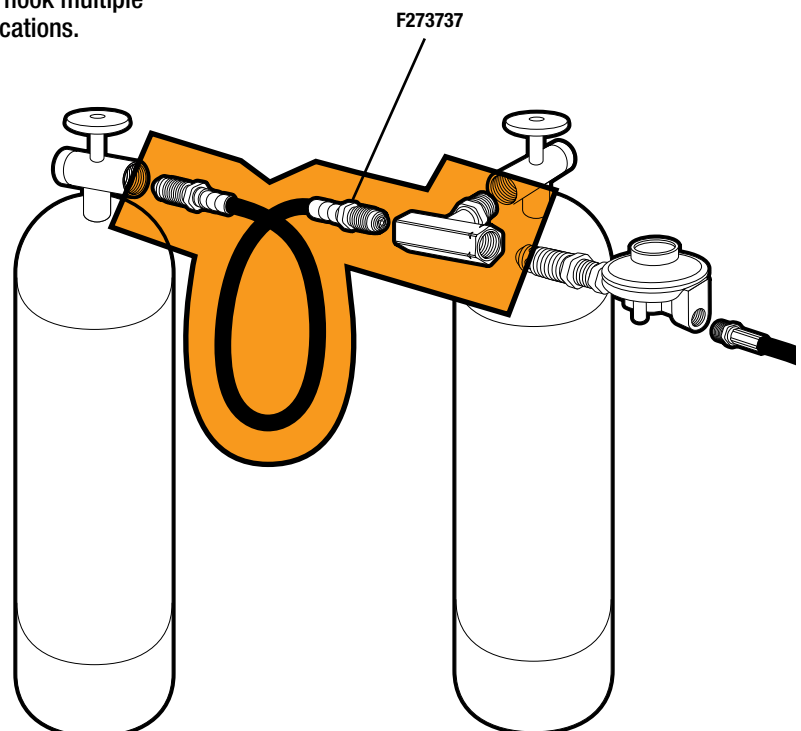


B. F273737

2 Tank Hook Up Kit

(30" Hose Assembly with Excess Flow Soft Nose P.O.L.'s on both ends x Full Flow Tee)

Most commonly used to hook multiple bulk tanks to most applications.



ACCESSORIES

Part#

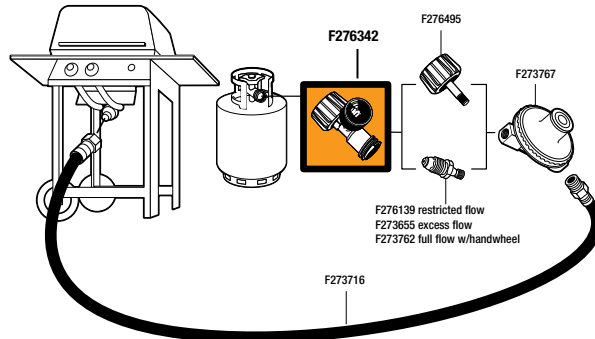
Description

Application

A. F276342



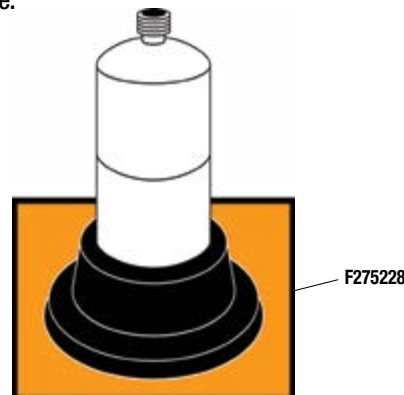
Propane Gauge
(Appliance End
Fitting/Acme Nut x
Acme Thread and
Female P.O.L.)
Detects dangerous
leaks in propane
system. Gas gauge
that also has leak
detection capability.



B. F275228



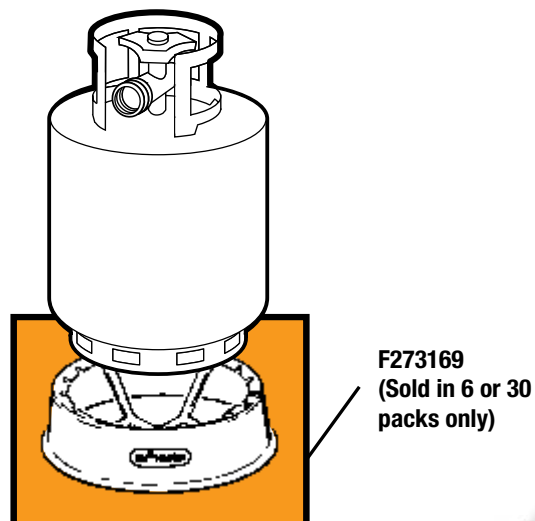
TankFoot® 1lb. propane cylinder stabilizer
Fits portable throw-away propane cylinders;
reduces risk of tipping cylinder while in use.



C. F273169-6 (6 PACK)
F273169-30 (30 PACK)



TankFoot® Tank Stabilizer
Fits 20 lb., 30 lb. and 40 lb. cylinders
Reduces risk of tipping cylinder while
transporting in your R.V., pick-up, car, etc.





ACCESSORIES

Part#

Description

Application

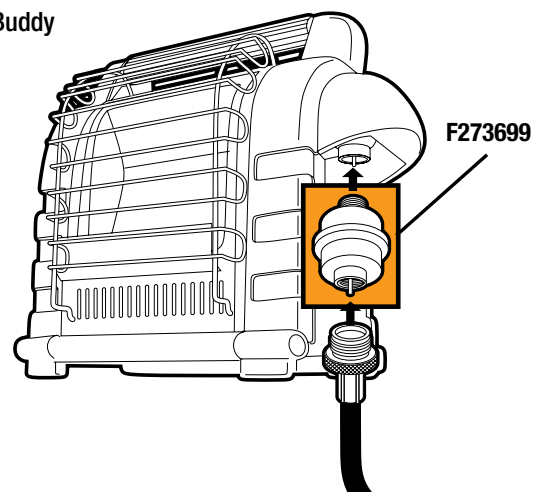
A. F273699



Fuel Filter

For use with the Mr. Heater Buddy, Big Buddy and Tough Buddy Heaters.

Most commonly used with a bulk cylinder and hose assembly.



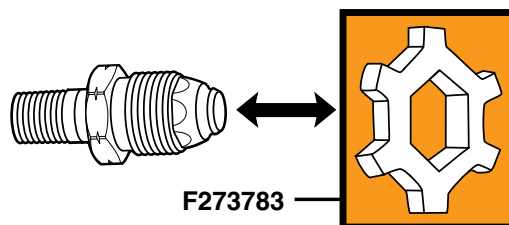
B. F273783



Handwheel

For most Mr. Heater Products

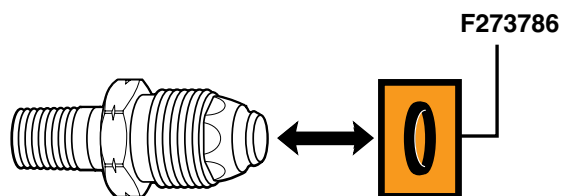
- Can be used with other P.O.L.'s that use a 7/8" open end wrench



C. F273786

O-Ring

For most Mr. Heater Products



ACCESSORIES

Part#

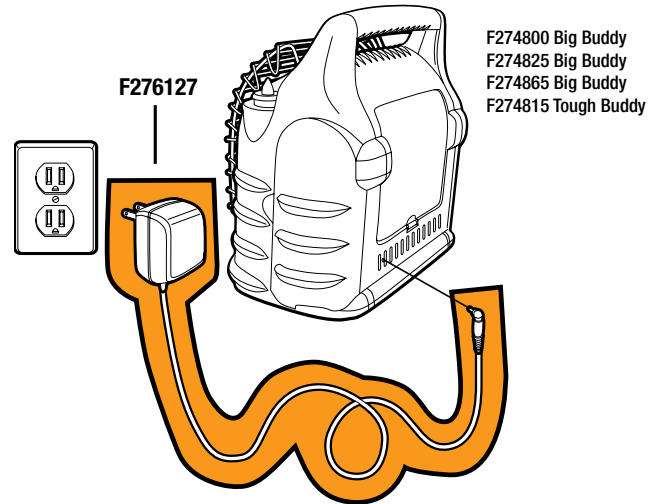
Description

Application

A. F276127

6V/800mA Power Adapter

For use with Mr. Heater's Big and Tough Buddy Heaters. Uses household electricity. Also powers products requiring 6VDC and up to 800mA current.

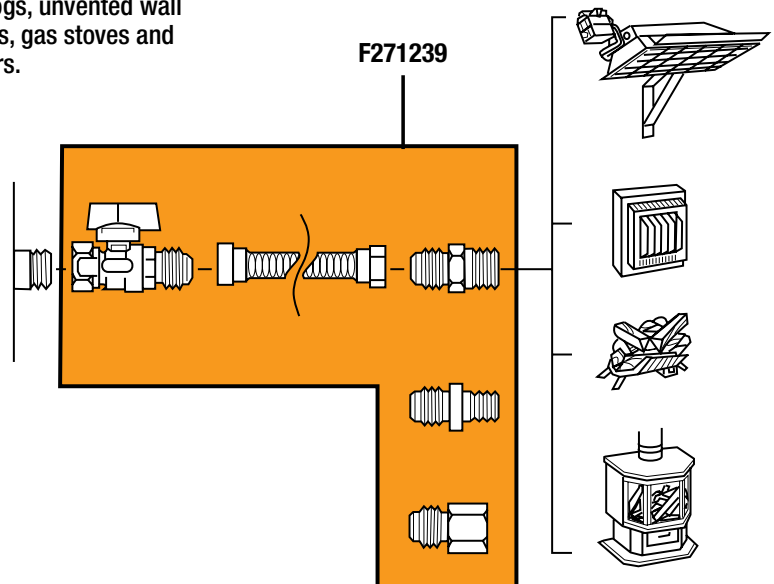


F274800 Big Buddy
F274825 Big Buddy
F274865 Big Buddy
F274815 Tough Buddy

B. F271239

"One Stop" Universal Gas Appliance "Hook-Up" Kit

Everything needed for installation. Complete gas hook-up of most gas appliances. Typical applications include gas logs, unvented wall mount heaters, gas stoves and garage heaters.



INDEX

F200047	Dual Tank Hook Up Kit	4
F271117	12' Quick-Connect Propane Hose Assembly	4
F271138-20	20' Propane Hose Assembly	4
F271144-60	5' Propane Hose Assembly	4
F271144-144	12' Propane Hose Assembly	4
F271149-72	6' Propane Hose Assembly	5
F271158-12	12" Propane Acme Flexible Pigtail Hose	5
F271158-15	15" Propane Acme Flexible Pigtail Hose	5
F271158-18	18" Propane Acme Flexible Pigtail Hose	5
F271161	22" Repl. Propane BBQ Hose & Regulator w/ Appliance End Fitting/Acme Nut	5
F271161-144	12' Repl. Propane BBQ Hose & Regulator w/ Appliance End Fitting/Acme Nut	5
F271163-30	30" Propane Hose Assembly	6
F271163-60	5' Propane Hose Assembly	6
F271239	"One Stop" Universal Gas Appliance "Hook-Up" Kit	33
F271470	15' Propane Appliance Extension Hose Assembly	6
F271474	15' Propane Appliance Extension Hose Assembly	6
F271715	Propane "Y" Male Adapter with Handwheel	23
F271716	Propane Double Quick Connect	22
F271718	Propane Tank Quick Connect	22
F271719	Low Pressure 1/4 Inch RV Quick Connect Adapter Fitting	22
F271733	Propane Black Pipe Tee	26
F271735	Propane "Y" Female Adapter with Handwheel	21
F271736	Propane Black Pipe Tee with Adapter	26
F271744	30"/15" Propane Distribution Post/Tree	26
F271802	Big/Tough Buddy 12' RV Hose	7
F271803 / 04	Big/Tough Buddy 12' RV Hose with Regulator (6 pack) / (3 pack)	7
F271807	12' Quick-Connect Propane Hose Assembly w/ Shut Off Valve & Full Flow Male Plug	7
F273071	5' Propane Hose/Regulator Assembly	8
F273072	12' Propane Hose/Regulator Assembly	8
F273076	5' Propane Hose/Regulator Assembly	8
F273077	12' Propane Hose/Regulator Assembly	8
F273169-6	TankFoot® Tank Stabilizer (6 pack)	31
F273169-30	TankFoot® Tank Stabilizer (30 Pack)	31
F273655	Excess Flow Soft Nose P.O.L. x 1/4" Male Pipe Thread w/ Handwheel	14
F273684	Remote LP Installation Kit	8
F273699	Fuel Filter	32
F273701	5' Propane Hose/Regulator Assembly	9
F273702	12' Propane Hose Assembly	9
F273703-60	5' Propane Hose Assembly w/ Acme Nut	9
F273703-144	12' Propane Hose Assembly w/ Acme Nut	9
F273704	10' Buddy Series Propane Hose Assembly	9
F273707	5' Propane Hose Assembly	10
F273707-108	9' Propane Hose Assembly	10
F273708	10' RV Quick-Connect Hose Assembly	7
F273710	5' Propane Hose Assembly	10
F273711	12' Propane Hose Assembly	10
F273716	22" Propane Replacement Barbecue Hose	11
F273717	5' Propane Appliance Extension Hose Assembly	11
F273718	8" Universal Propane Hose & Gauge Assembly	11
F273719	Propane High Pressure Regulator	19
F273720	12' Natural Gas Patio Hose Assembly	12
F273729	1/4" Male Pipe Thread x 1/4" Inverted	14

F273733	Stay A While	30
F273734	Stay A While Deluxe	29
F273737	Tank Hook Up Kit	30
F273751	Propane Adapter Tee	21
F273752	Stay A While Tee	21
F273753	90° Stay Flow Adapter	22
F273754	1/4" Male Pipe Thread x 1"-20 Female Throwaway Cylinder Thread	14
F273755	1/4" Male Pipe Thread x 1"-20 Male Throwaway Cylinder Thread	15
F273758	Propane Bulk Cylinder Adapter with Handwheel	23
F273759	90° Propane Low Pressure Regulator	20
F273760	90° Elbow	23
F273761	90° Low Pressure Regulator with Appliance End Fitting/Acme Nut	20
F273762	1/4" Male Pipe Thread x Full Flow Soft Nose P.O.L. w/ Handwheel	15
F273763	Propane Two-Stage Regulator	18
F273767	Propane Low Pressure Regulator	19
F273769	Portable Propane Table Top Regulator	20
F273776	Propane Auto-Changeover Two Stage Regulator (with cover and bracket)	17
F273783	Handwheel	32
F273786	O-Ring	32
F273846	Propane Auto-Changeover High Capacity Two Stage Regulator	17
F273863	Horizontal Propane Two-Stage Regulator (With P.O.L.)	18
F273868	Horizontal Propane Two-Stage Regulator (Without P.O.L.)	18
F275228	TankFoot® (1lb. propane cylinder stabilizer)	31
F276124	5' Propane Hose Assembly	12
F276127	6V/800mA Power Adapter	33
F276129	9/16" Left Hand Thread x Restricted Flow Soft Nose P.O.L. w/ Handwheel	15
F276130	9/16" Left Hand Male Thread x 1"-20 Throwaway Cylinder Thread w/ Shutoff	13
F276133	Propane Bulk Cylinder Adapter with Appliance End Fitting/Acme Nut	24
F276136	Propane Low Pressure Regulator	19
F276139	1/4" Male Pipe Thread x Restricted Flow Soft Nose P.O.L. w/ Handwheel	13
F276140	Propane Male Throwaway Cylinder Adapter	13
F276148	5' Propane Hose Assembly	12
F276152	1/4" Male Pipe Thread x 9/16" Left Hand Male Thread	16
F276153	3/8" Male Pipe Thread x 9/16" Left Hand Male Thread	16
F276154	9/16" Left Hand Male Pipe Thread x 9/16" Left Hand Male Thread	16
F276171	Propane "Steak Saver" Adapter	25
F276172	Propane Tank Refill Adapter	25
F276182	Propane/Natural Gas Connector Kit w/ Shutoff Valve & Full Flow Male Plug	27
F276186	Propane/Natural Gas 1/4" Quick Connector & Excess Flow Male Plug	27
F276187	Propane/Natural Gas 3/8" Quick Connector & Full Flow Male Plug	27
F276190	Propane/Natural Gas Connector & Full Flow Male Plug	27
F276262	3/8" Male Pipe Thread x 3/8" Male Flare	16
F276281	Propane/Natural Gas Full Flow Male Plug	28
F276328	Propane/Natural Gas Excess Flow Male Plug	28
F276329	Propane Cylinder Fill Plug	28
F276330	Propane Gas Coupling Adapter Kit	28
F276334	Propane Gas Grill "Quick Connect" Adapter	28
F276338	Propane Converter	26
F276342	Propane Gauge	31
F276400	Propane Brass Cap	25
F276495	Propane Grill Acme Nut (Black)	24
F276497	Propane Acme Nut (Green)	24

OTHER QUALITY PRODUCTS



BuddyFLEX

Stock # - F600100
BTU - 8,000 - 11,000 Sq. Ft



***LITTLE
Buddy***

Stock # - F215100
BTU - 3,800 Sq. Ft



***Portable
Buddy***

Stock # - F232000
BTU - 4,000 / 9000 Sq. Ft



BIG Buddy

Stock # - F274800
BTU - 4,000 / 9,000 / 18,000 Sq. Ft



***Hunting
Buddy***

Stock # - F232035
BTU - 6,000 / 12,000 Sq. Ft



**Portable Buddy®
Carrying Bag**

Stock # - F232078

**Big Buddy®
Carrying Bag**

Stock # - F274889



CSA Certified

Buddy heaters are not designed for permanent installation or for use above an altitude of 7,000 ft.
Always check local codes for permitted uses.

NOTICE: Not for use in a "dwelling home" in California

* Certified indoor use in the USA except MA and CA. Outdoor use only in Canada.



HOSE ASSEMBLIES



REGULATORS



BRASS FITTINGS



ACCESSORIES



Mr. Heater has assembled the industries most complete line of high quality propane hoses, fittings, regulators and accessories. These products allow connections to all types of high and low pressure appliances in the camping, grilling, R.V., and outdoor markets. Mr. Heaters accessories are designed to work universally with all brands of propane appliances. Each individual package explains product uses and make it easy to find the right accessories.

All Mr. Heaters accessories are assembled in the USA .

**WE ARE AMERICA'S LEADING BRAND FOR
PROPANE HOSES, FITTINGS,
REGULATORS AND ACCESSORIES.**



4560 West 160th Street • Cleveland, OH 44135

P.O. Box 6660 • Cleveland, Ohio 44101-1660

216/916-3000 • Toll Free: 800/251-0001

FAX: 216/916-3012 • Toll Free Fax: 800/321-0552

www.mrheater.com or www.enerco.com